

2006 -2005

“

”

*To my daughter Jasmine  
Whose presence in my mind has never waned*



33-1	:	
6-2		
8-7		
22-8		
23		
24		
25		
25		
28		
31-29		
137-34	:	
35		-1
37-35		
39-38		
45-39		
47-45		
50-47		
52-50		
74-55		-2
56		
62-57		
69-62		
72-70		

99-75			-3
77-76			
81-77			
85-81			
85			
85			
91			
96-95			
137-100			-4
102-100			
104-103		:	
105-104			
108-105			
108			
111-109	-		
115-111		:	
119-115			Rogers
120-119			
126-121			
128-126			
128			
130-128			
133-130	-		

157-139	:	
140-139		-1
143-140		
150-143		
154-150		
154		
172-159		-2
160		
162-161		
162		
163-162		
164-163		
166 -164		
167-166		
169-167		
189-174		-3
176 -175		
178-176		
180-178		
185 -180		
187-185		
344-191		
262-191	:	
197-191		
207-197		
211-207		
245-212		

250-245

:

256-251

262-256

296-264

:

278-264

285-278

289-286

293-289

295-293

332-298

:

314-298

323-314

326-323

328-326

331-328

344-333

347-345

357-348

:



ää

( )

ä

á

"

"

"

"

أ

ä

( )

ج



ä

( )

٥

.

.

٥

٥

.

.

٥



:

:

" "

(ruralization)

65 70%

:

000

ä

( )

1

( )



:



( ) (1)

1 1

1

(2)

:

---

( )

2004

"

(3) "

·2003 % 24

2001 %27.3

(4)

%82 2004

30

%73

%18

"

(5) "

"

(6) "

:

د

( :

( د

(

( د

.

:

:

.

:

-

د

.

:

-

.

:

-

:

-

.

:

:

.

:

-

.

د

:

:

:

-

.

:

---

:

:

.

(7) -1

.

.

.

.

.

:

(203. )<sup>1</sup>

.

.

.

.

:

.

.

.

-

.

.

.

.

.

.

-

(207. ) .

248

(350-344. ) :

-1

-2

-3

-4

-5

-6


-7

(8)

-2

(14. ) :

:



-1

1

1

-2

1

:

.

.

:

-1

-2

-3

96

155

(174-172. ) :

-1

-2







:

(10)

-4

·( )

:

·1998-1997

·(132. ) .

(133. ):

-1

-2

-3

-4

(134. ):

-1

1

1

-2

1

-3



:

(211-212. ):

-1

( )

-2

(212. ) .

(213. ) .

.1

:

(11)

-5

( ) :

(9. ) .

" "

:

/

1

1

(15. )<sup>1</sup>

36 (tf.1,M6,F2)

(17. ) .

250

250 · 500

(18. ) .

15

15

(18. ) .

(19. ) .

:

-1

%68.8

-2

-3

( )

1

(12)

-6

:

(44. )<sup>1</sup>

á

:

-

-

280

26

"

(Schwartz )

56



:

176

.%100

(333. ) .

(337. ) .

%38.68

%23.53

(337. )

(364. ) .

(371. ) .

(371. ) .



:  
-----  
-  
(372 . ) . -

.  
. .  
. .  
. .  
1 .

:  
1 .  
(14) -8

:  
)  
1 ( -1  
:-2

45

(313-200 . ) :

-

-

-

-

-

-

-

-

-

-

-

-

-

-

-

-

-

-

-2

( )

( / )

( / )

:  
 :  
 391  
 " " " ·Likert 40  
 (415-313. ) : ."  
 ( / ) ( / )  
 ( )  
 -3  
 195  
 Rockeach  
 20  
 :  
 -  
 -  
 (473-449. ) .  
 20 ·(Rockeach)  
 :  
 -  
 :  
 -4  
 87  
 :  
 ·6 ·9 ·12 ·24  
 (554-500. ) .4 ·5

ÔÔÔ

(Rockeach)

(15)

1

1

1

1

1

(16)



(18)

( )

30

·(5)

·(5)

·(5)

·(15)

:

Likert

\*

ÔÔÔÔÔÔÔÔÔÔÔÔÔÔÔÔÔÔÔÔ

\*

·( )

·( )

· · -

· · -

· · -

:



·Likert

:

.Likert

-1  
-2  
-3  
-4

	Munton	Likert	á
	(19)		
Rockeach		Braithwaite	(20) Scott Morris
(21)	" :	( )	
		(22) "	
		( )	-
	(23) .Rockeach.1974 :	( )	-
(24) .Kahl.1986 :	ä		-
	(25) .Schwartz.1992 :		-
(26) .Braithwaite & Law.1985:			-
	(27) .Sapna et al.2004 :		-
	(28) .1986. :		-
	(29) .2004. :		-
			-1
		(11,18,7,4,3,2,1) .	-2
	ä		-2
	(17,16,13,12,9,6,5) .		-3
	(14,10,8) .		-3
		(15) .	-4





: -1

:

: -2

: -3

: -4

: -5

:

: -6

( )

: -7

: -8

29 19











(1)

" (2)

" (3)

" (4)

(6)

(5)

" : James CURRAN

" (7)

(8)

- ) : ( -  
) ( -  
) ( (9) (

(10) "

P.Attallah

(11):

-1

-2

-3

-4

"

"

1

$\beta$



( :  
(  
(

(15)

1940 (The People's Choice)

$\beta$

$\hat{O}$

$\hat{O}$

(16)

(17) "

(Personal Influence)

:1955

Elihu Katz

(18) "

Joseph klapper

1960

(19) .

( .

(

klapper

klapper

Friedrich and Stein Bandura

( ) ( )

(20)

( / )

:

(21)

.Dynasty Dallas

(22)

.1

.1

- ä

(modeling effect)

(23)

1986

Hearold

(24)

· Hogben ·

(25)

Gerbner et al

Gerbner et al



Gerbner

"

"

":

(26) "

":

Gerbner et al

,

'

(27) "

: 1990

"

(28) "

McIlwraith

(29)

%75

- 16 7 -

(30) %30

:

1

1

(31)

(32)

(33)

Adorno :

Herzog

Lowenthal

Horkheimer Adorno

( )

Marcuse

)

1963

Richard Hoggart

Birmingham (

Stuart Hall

ä

.1968

(34)

( )

( )

.( )

: )  
(35) .(

(36) " "

( )

.(<sup>1</sup> )

(37)

(38)

.(reception studies)

" : Curran

(39)

41

«death of the author» :Roland Barthes

(40)

David Morley

Morley

(41)

(42)

ã

( )

Stuart Hall

(43) " (The politics of Signification) Hall

( )

(44) " "

ÔÔ

Justin Lewis

(The Public Information) " "

(decoding television news)

Ô ( ITN )

(45)

Barthes

Lewis

( ) lexie :

( )

lexia

lexia

( )

theme

- lexia

(Mosco.1995)

Curran

(46)

Graham Murdoch and Peter Golding

(47)<sub>1</sub>

" " ( )

(48)



" ( )

(49) "

Frankling FEARING

(50)

- 
- 1- James HALLORAN (1977): “Mass Media Effects: A Sociological Approach”, The Audience Unit.7, The Open University, Milton Keynes, G B. pp.12-41
- 2-Sonia LIVINGSTONE(1996): “On the Continuing Problem Media Effects”, in Mass Media and Society, second :James CURRAN and Micheal GUREVITCH (eds) London, Arnold. pp.305-324 Edition,
- 3- Peter GOLDING (1979): The Mass Media, 3d Ed, London, Longman. p.78  
93-61. .14 . . . . . -4
- 5- Mass media Effects- A review of 50 years of media effects research, author’s name) source: (without  
15/06/05 [www.lboro.ac.uk/research/changing.media/printableprog.htm](http://www.lboro.ac.uk/research/changing.media/printableprog.htm)-84k-  
.18 . . . . . -6  
115-87. .2004
- 7- James CURRAN (2002): Media and Power, London, Routledge. p.158
- 8- Changing Media- Changing Europe: The Programme.  
author’s name) source: (without
- 9- Sonia LIVINGSTONE op.cit
- 10-Paul ATTALLAH (1991) : Théories de Communication : sens, sujets, savoirs, , Sillery, Québec, Presse de L’Université du Québec. p.56
- 11- James CURRAN, Micheal GUREVITCH and Janet WOLLACOTT (1982): “The Study of The Media: Theoretical Approaches” in Micheal GUREVITCH et al (eds) Culture, Society and The Media, London ,Methuen. pp.12-29
- 12-Shearon LOWERY and Melvin de FLEUR(1983): Milestones in Mass Communication: media effects, London ,Longman. pp. 366-367
- 13- Paul ATTALLAH op.cit. p.56
- 14- Ibid
- 15- Tim O’SULLIVAN et al(1983): Key Concepts in Communication, London, Methuen . pp.60-62
- 16- Shearon LOWERY and Melvin de FLEUR op.cit. p.369
- 17- Ibid
- 18- Elihu KATZ and Paul LAZARFELD (1955): Personal Influence, The role played by people in the flow of mass communication, Glenco ,Free Press, in Denis McQUAIL (1976): Towards a Sociology of Mass Communication, London, Macmillan. p.48
- 19- Joseph KLAPPER (1960): The Effects Of Mass Communication, Glenco, Free Press. p.8
- 20- Tara M. EMMERS-SOMMER and Mike ALLEN (1999): “Surveying the Effects of Media Effects: A Meta Analytic-Summary of the Media Effects Research”, in Human Communication Research, Vol.25.No.4 June.pp.478-497
- 21- Ibid
- 22- Ibid
- 23- Mathew HOGBEN (1998): “Factors moderating the effect of televised aggression on viewer behavior”, Communication research, Vol.25, No.2. pp.220-228
- 24- S. HEAROLD (1986): “A Synthesis of 1043 effects of television on social Mathew HOGBEN.. Ibid. behavior”, in
- 25- Mathew HOGBEN.. Ibid

- 26- George GERBNER and Larry GROSS (1979): “ Living with Television: The Violence Profile”, *Journal of Communication*, 26, Spring. pp.173-199  
 - George GERBNER (1980): “The Mainstream of America: Violence Profile No.11,” *Journal of Communication*,30, Summer. pp. 10-29
- 27- Ibid
- 28- Robert D. McLLWRAITH,(1998): “I’, addicted to tv”: the personality, imagination, and tv watching patterns of self-identified addict”, *Journal of Broadcasting and Electronic Media*, Summer, Vol.42, No.3. pp.371-416
- 29- Ibid
- 30- Sonia LIVINGSTONE (2003): “Children’s Use of the Internet: Reflections on the emerging research agenda”, *New Media and Society*, Vol.5 (2). pp.147-166
- 31- Ibid
- 32- Jaeho CHO et al (2003): “Beyond Access:The Digital Divide and Internet Uses and Gratifications”, *IT & Society*, Vol.1,Issue.4,spring. pp.46-72
- 33- Pamela F.OLIVER and Gerald MARWELL (2001): “ Whatever Happened to Critical Mass Theory?” A Retrospective and Assessment”, *Social Theory*, Vol.19, No.3. pp.292.311
- 34- Mass Media Effects- A Review of..op.cit
- 35- Ibid
- 36- James CURRAN (1990): “The New Revisionism in mass Communication Research: A Reappraisal”, *European Journal of Communication*, 5 (2-3). pp.135-164
- 37- Ibid
- 38- John CORNER, (1996): “Reappraising Reception: Aims, Concepts and Methods”, in James CURRAN and Micheal GUREVITCH (eds) (1996): *Mass Media and Society*, 2<sup>ed</sup> Edition, London, Arnold. pp.280-304
- 39- James CURRAN,The New Revisionism..op.cit
- 40- John CORNER.. op.cit
- 41- Ibid
- 42- cf. David MORLEY (1980): *The Nationwide Audience*, London, British Film Institute.  
 - David MORLEY (1986): *Family Television: Cultural Power and Domestique Leisure*, London, Routledge.  
 - David MORLEY (1989) : *Changing Paradigms In Audience Studies*, in E. STEITER et al.(eds): *Remote Control*, London, Routledge.
- 43- Stuart HALL (1977): “Culture, the media and Ideological Effects”, in James CURRAN et al (1977): *Mass Communication and Society*, London, Arnold. pp.56-90
- 44- Justin LEWIS (1986): “Decoding Television News” in John CORNER, (1996): *Television Times*, London, Eduard Arnold. pp. 205-234
- 45- Ibid
- 46- James CURRAN, *Media and Power*..op.cit
- 47- Graham Murdoch and Peter Golding (1979): “Capitalism, Communication and Social Relations”, in James Curran et al (eds): *Mass Communication*..op.cit. pp. 12-43
- 48- Ibid
- 50- Frankling FEARING, ‘ Influence of the Movies on Attitudes and Behaviour’ in Denis McQUAIL(ed),*Sociology*..op.cit. pp.119- 134

-49

-2

( )

( )

Lazarsfeld

(quiz)

1940 Herzog  
(1)

2500

1942

(2)<sub>1</sub>

• 000000

Freud

( abreaction ) "

"

1948 Warner and Henry

"

"

• Herzog

(3)

1949

Wolf and Fisk

(4)

Wright Lasswell

Lasswell

(5).

Lasswell Wright (6)

Maccoby(1954) Rileys (1951) (7) (8)

Katz and Lazarsfeld (1955)

(9)<sub>1</sub>

1956 Horton and Wohl

ÔÔÔÔÔ

(para-social interaction) "

( ) ( ä )

(10)

Bailyn (1959)

Schramm et al (1961) (11)

:

." " " " Freud

." " ;

(12) "

fantasy

Katz and Foulkes

1962

.' ' ( )  
 - ä " ) -  
 ( : ) ( : ) ä

(13) "

:  
 .( )

← ← ← ← ← ←

(14)





(narcotization)

00000

(15) "

McQUAIL et al (1972)

:

س

س

س

س

-

-

-

-

-

.

.

.

.

.

.

.

.

.

.

(16):

-1

:

-

-

-

-2

-

.

.

: .

:

· -

: · -3

· -

· -

· -

· -

· -

· -4

·

·

·

·

Rosengren and Windhal

(17)

1972

· ( )

( )

:

: :

·

·

·

·

·

·

·

·

·

·

·

·

·

(involvement)

detachment .1

·para-social interaction - .2

·solitary identification .3

capture .4

ä

Windhal (1979)

(18)

Windhal

( )

.conseffects

( )

Windhal

McQuail and Windhal

(19)

Zillmann

(20)

McQuail(1987)

(21).

:

: -1

■

■

■

: -2

: -3

■

■

■

■

: -4

■

■

■

■

■

■

: -5

■

■

■

■

■

■

( )



:

.Dynasty Dallas .

(22)

(23).

· Kilborn

-

-

-

-

-

-

-

( )

( )

Evra  
(24)

( 16 7)

(25) . (% 38)

· (%75)

Valkenburg Soeters

(26).

.1

:

.2

.3

ä

Livingstone and Bober

(27)

(28)

Livingstone

(29)

Elliott

(30)

-

-

Chandler


Barwise and Ehrenberg

(31)

(32)

Blumler and Gurivitch (1996)

(33)



- 1-Herta HERZOG (1944): “What do we really know about daytime serial listeners?” in P. LAZARSELD and F. STANTON (eds), Radio Research. N.Y: Duell.
- 2- Herta HERZOG (1944): in P. LAZARSELD and F. STANTON (eds), Radio Research. Ibid
- 3-W.L.WARNER and W.E.HENRY (1976): “The Radio Daytime Serial: A Symbolic Analysis. Genetic Psychology Monographs,37:7. pp.13-55.cited in Denis McQUAIL(1969):Towards a Sociology of Mass Communication,London: Collier Macmillan, p.73
- 4- K.M. WOLF and M. FISK (1949): “Why They Read Comics”, cited in Denis McQUAIL. Ibid p.73
- 5-Harold D. Lasswell (1975): “The Structure and Function of Communication in Society”, in W. Schramm(ed),Mass Communications, Second Edition, Urbana :University of Illinois Press. pp.117-130
- 6-Charles R. Right (1959): Mass Communication: A Sociological Perspective, N.Y, Random House.
- 7- in Denis McQUAIL, op.cit. p.74
- 8- Ibid
- 9-Elihu KATZ and Paul LAZARSELD, op.cit
- 10-Donald HORTON and Richard R.WOHL (1956): “Mass Communication and para-social interaction”, Psychiatry, vol.19,. pp.215-29
- 11- in Denis McQUAIL op.cit. p.74
- 12-Wilbur SCHRAMM et al. (1983): “Television in the Lives of our Children”, cited in Shearon LOWERY and Melvin DeFLEUR, op.cit. pp.268-294
- 13- Elihu KATZ and D. FOULKES (1962): “On the uses of the mass media as ‘escape’: clarification of a concept”, Public Opinion Quarterly, Vol.26, pp.378.388
- 14-Nicholas ABERCOME et al (1984): Dictionary of Sociology, London, The Penguin. pp.180-181
- 15-Denis McQUAIL, Jay BLUMLER and J.BROW. (1972): “The Television Audience: A Revised Perspective”, in Denis McQUAIL (ed), Sociology of., op.cit. pp.135-165
- 16- Ibid
- 17-Karl Erik Rosengren and Swen Windhal (1972): “Mass Consumption as a Functional Alternative”, in Denis McQuail (ed), Sociology of..Ibid. pp.166-194
- Sven WINDHAL (1983): “A Uses and Effects Model: some suggestions”, Media 18 Panel Report No 7b. University of Lund ( memo ), in Denis McQuail and Sven Windhal (eds), Communication Models for the study of mass communication, London, Longman. pp.81-83
- .838119- in Denis McQUAIL and Sven WINDAHL, Ibid. pp.
- 20-ZILLMANN (1987) : in Denis McQUAIL, Mass Communication Theory: An Introduction, 2<sup>nd</sup> Edition. London, Sage. P. 236
- 21- Ibid p.73
- 22- Daniel CHANDLER (2005) “Why do People Watch Television?  
source: [www.games-online-center.com/game\\_studies-](http://www.games-online-center.com/game_studies-) (29.05.05)
- 23- Richard KILBORN (1992): Television Soaps, London, Batsford. pp.75.84
- 24- Judith van EVRA (1990): Television and Child Development, Hillsdale, N.J, Laurance Erlebaum. pp.177-179
- 25- Sonia LIVINGSTONE (2003): “Children’s Use of Internet: Reflections on the emerging research agenda”, New Media and Society, Vol.5(2). pp.147-166

:

- 26- Patti M.VAKENBURG and Karen E.SOTERS (2001): “Children’s Positive and Negative Experiences with Internet : An exploratory survey”, Communication Research, Vol.28.No.5. pp.652.675
- 27- Sonia LIVINGSTONE and M. BOBER (2003): “UK Children Go on Line: Listening to young people’s experiences”.  
source:<http://www.children-go-online.net> URL (20.04.05)
- 28- - Patti M.VAKENBURG and Karen E.SOTERS.. op.cit
- 29- Sonia LIVINGSTONE.. op.cit
- 30- Phillip ELLIOTT (1974): “Uses and Gratification Research: A Critique and a Sociological Alternative”, in Jay BLUMLER and Elihu KATZ (eds) The Uses of Mass Communication, Biverly Hills, Sage Publication. pp.249.268
- 31-Daniel chandler .. op.cit
- 32-D. Barwise and E. EHRENBERG (1988): Television and Its Audience, London, Sage. p.123
- 33- Jay BLUMLER and Micheal GURIVITCH (1996): “Media Change and Social Change: Linkages and Junctures”, in James CURRAN and Micheal GURIVITCH, op.cit. pp.120-137

( )

" Öä

:

)

(

(1) "

ä

ô  
ô

(2)



·simulation

(3)

Heider.1946

ä

(4)

·Newcombs.1959

( )

·Newcombs

Denis McQuail

(5) "

Leon Festinger.1957

"

(6) "

Festinger and Carlesmith.1959

(7)

(8) :

1. )
  2. (
  3. (
  4. -
- ( )

:

John Martin

.1

.Lasswell

(9)<sub>1</sub>

( )

·McGuire

(10):

:

.1

.2

.3

.4

.5

.6

(11)

( )

:

(12)

(spin doctors)

(13). ( )

(14) :

:

: ÖÖÖÖ

:  
(15) "

" :  
(" " ) (" ")

...

(16) " "

1 Findhal and Höjjer

1 (17)

(18) :

( ) .1

·(bottom-up processing)

(input information)

á ·(top-down processing) .2

:

---

(20) (link) (concreteness) (19) (vivedness)

■

■

■

(21)

(23)

(22)

Ortony

(24)

Willnat et al

:

" :

(25) "Gerbner

Bandura

:

" :

Bandura

(26) "

Bandura

Willnat et al

" :

(categorization) " " Öä

(27) "

ÖÖ

Gerbner

:

Gerbner Öä

ÖÖÖÖÖ

" "

( )

(28)

( )



) ( 1 1  
 : 000000 ·Public Opinion W. Lippmann  
 " " (29) "  
 Lippmann  
 " Tankard et al  
 saliency  
 Lippman  
 (30)  
 (31) Lippman  
 " : Becker and McCombs  
 ( )  
 (32) "  
 (33)

Kurt Lewin

1947

(34)

White.1950

( )

White

(35)

á

"

White

-

-

Cohen

(36) "

á

" :

(37) "

McCombs and Shaw.1972 :

(38) .1968

.

.

:

.

.

.

.

.

" :

.

.

.

.

:

" "

(39) "

:

" "

" "

McQuail and Windahl

(40)

Patterson.1980

(41)

(42)

(43) "

2004

" : ( )



Polsby and Wildavsky

(45) "

1

1

Davis and Robinson

(46)

1

1

1

)

(

(

1(

)

1

:

.

.

.

. .

. :

·McCombs and Shaw

.

1 1 1 1 1 :

.

.

β

1 1

. .

.1

(framing) :

(priming) (characteristic saliency in the object)

.(exposure and attention)

Gaye Tuchman

: -

(47)

á

"

·Entman

á á

/

(48) "

"

- (imprint of power)

(49) "

(50)

Patterson

" :

(51) "

(object saliency)

·1988 Weaver

) ( )

" :

(

(52) "

Weaver

" :

·McCombs

(53) "

(54) "

(55) "

McCombs et al

(56) "

ä

(57) "


Holli et al

(58)



:

(priming)



.Tuchman Gerbner

Klapper

" " (60) . Noëlle-Neumann

:

---

- 
- 1-Tim O'SULLIVAN et al, op.cit. pp.38-39
- 2- Nicholas ABERCROMBIE et al, op.cit. p.26
- 3- Philippe CHARLIER et Gérard PIROTON (1995) : Communication et Formation: vers un dépassement des modèles de la transmission et du traitement de l'information", Recherches en Communication, n° 4.  
 cf. "L'interaction: négociation du sens" , in Connexions, n° spécial, 57, 1991.
- U, NEISSER(1976): Cognition and Reality : Principles and Implications of Psychology, SAN FRANCISCO: Freeman.
- 4- Denis McQUAIL and Sven WINDAHL, op.cit. p.21
- 5- Ibid. p.22
- 6- Leon FESTINGER (1957): A Theory of Cognitive Dissonance, STANFORD: Stanford University Press. cited in Tim O'SU LLIVAN et al. op.cit pp.39
- 7- Leon FESTINGER and J.M.CARLSMITH (1959): "Cognitive Consequences of Forced Compliance", Journal of Abnormal Social Psychology, 58. pp 203-10
- 8- Tim O'SU LLIVAN et al. op.cit p.40
- 9- cited in : Warren K.AGEE et al (1989) :Médias, 9<sup>e</sup> Edition, BRUXELLES : De Boeck-Wesmael. pp.44-45
- 10- W. McGUIRE (1973), Persuasion, resistance and attitude changes' cited in Judith LAZAR (1991): Sociologie de la Communication de Masse, PARIS: Armand Collin. pp.167-168
- · · · · « · » · · -11
- 105-71 . .1995 - 12 11 .
- · · · · -12
- 142- 137. .1998 ·
18. · · · · · -13
- 115.87. .2004 .
- 347-345 . · · · · · -14
- 15- Gill WOODALL(1988) : "Information- Processing Theory and Television News", in: John ROBINSON & Mark LEVY, The Main Source: Learning from Television News, London: Sage. pp.133-158
- 16- Ibid
- 17- O. FINDHAL and B. HÖIJER(1980): "Studies of News from the Perspective of Human Comprehension", in C. WILHOIT and H. de BOCK(eds.) Mass Communication Review Yearbook, Vol. 2. BEVERLY HILLS CA: Sage
- 18- Gill WOODALL, Information- Processing Theory..op.cit

19- R. NISBETT and L. ROSS(1980): Human Inference: Strategies and Shortcomings of Social Judgement, N.J: Englewood Cliffs Printice- Hall.

-20

44-7 . .1992 - . 7 6 .

21- C. BERRY, B. GUNTER and B. CLIFFORD (1982): "Research on Television News", Bulletin of the British Psychological Society, 35. pp.301-304

22- J. ANDERSON (1980): Cognitive Psychology and its Implications, SAN FRANCISCO: Freeman.

23-T. van DIJK (1983): "Discourse Analysis: Its Development and Application to the Structure of News", Journal of Communication, 33. pp.20-40

24-A. ORTONY(1978) " Remembering, Understanding and Representation." Cognitive Science 2: pp. 53-69

25- Lars WILLNAT et al (1997): "Foreign Media Exposure and Perceptions of Americans in Hong Kong, Shen Zhen and Singapore", Journal of Mass Communication Quarterly, Vol.74.No.4,winter. pp.738-56

26- BANDURA, Social Learning Theory, cited in WILLNAT et al..Ibid

Lippmann

- Gordon ALLPORT(1954): The Nature of Prejudice: CAMBRIDGE: Addison-Wesley.

27-Ibid

28- George GERBNER et al (1994), "Growing Up With Television: The Cultivation Perspective" in J. BRYANT and D. ZILLMANN(ed): Media Effects: Advances in Theory and Research, Hillsdale, N.J: Lawrence Erlbaum Associates. pp.17-41

29- cited in: Maxwell M.McCOMBS et al(1997) "Candidates Image in Spanish Elections: Second Level Agenda Setting Effects", Journal of Mass Communication Quarterly, Vol.4. winter. pp.703-717

30- James TANKARD et al, " Media Frames: Approaches to Conceptualization and Measurement", ( paper presented at the annual meeting of AEJMC,BOSTON,1991),3.

31- cf. Maxwell M.McCOMBS et al., op.cit

32- Lee BECKER and Maxwell McCOMBS( 1978): "The Role of the Press in Determining Voter Reactions to Presidential Primaries", in Human Communication Research, 4.summer. pp.301-307

33- McCOMBS et al., op.cit

34- Denis McQUAIL and Sven WINDAHL...op.cit p.101

35- David W. WHITE(1950): "The "Gatekeepers": a case study in the selection of news", Journalism Quarterly, 27. pp.383-90

36- Denis McQUAIL and Sven WINDAHL...op.cit

37-Bernard COHEN(1963): The Press and Foreign policy, PRINCETON: Princeton University press. p.13

38-Maxwell E. McCOMBS and Donald SHAW(1972): "The Agenda-Setting Function of the Press", Public Opinion Quarterly, 36. pp.176.187

39- Ibid

40- Denis McQUAIL and Sven WINDAHL...op.cit p.

41- Maxwell E. McCOMBS and Donald SHAW(1976): "Structuring the 'Unseen' Environment", Journal of Communication, spring. pp.18-22

42- L. BECKER , M. McCOMBS and J. McLEOD(1975): “The Development of political Cognition”, in S. CHAFFEE(ed.) Political Communication: Issues and Strategies for Research. BEVERLY HILLS, CA: Sage.

000

Agenda Setting

-43

.2005 .

44- Dorine BRIGMAN et Jean Louis MISSIKA (1985) Drôle de Défaite de la Gauche, Paris : Presse Universitaire de France. pp.97-116

- Dorine BRIGMAN(1968) Fonction d'Agenda- Setting une Problématique en Devenir, Hermes, No. 4. pp.191-201

45- Nelson POLSBY and Aaron WILDAVSKY(1988): Presidential Elections: Contemporary Strategies of American Electoral Politics, 7<sup>th</sup> ed. N.Y: The Free Press, cited in Mark MILLER, Julie ANDSAGER and Bonnie RIECHERT(1998),”Framing the Candidates in Presidential Primaries: Issues and Images in Press Releases and News Coverage”, Journal of Mass Communication Quarterly, Vol.75,No.2, summer. pp.312-324

46- Dennis K. DAVIS and John P. RBINSON,’ The Social Role of Television News,’ in John ROBINSON & Mark LEVY, The Main Source...op.cit pp.30-54

47- Gaey TUCHMAN(1978): Making the News: A Case Study in the Construction of Reality, NEW YORK: Free Press.

48- Robert ENTMAN(1993),”Framing: Toward Clarification of Fractured Paradigm”, Journal of Communication, 43,autumn. pp.51.55

49- Ibid

50- Mark MILLER., op.cit

51- Thomas E. PATTERSON (1980): The Mass Media Election, New York: Preager. pp. 142-152

David WEAVER (1991) : “Issue Salience and Public Opinion: Are There - 52- Consequences of Agenda-Setting?”, International Journal of Public Opinion Research, Vol.3 No.1 pp.53-67

53- McCOMBS et al, Candidates...op.cit

54- Ibid

Engels G. LANG and Kurt LANG( 19810: “Watergate: An Exploration of the 55- Agenda Building Process”, in Cleeland WILHOIT and Harold de BOCK(eds), Mass Communication Review Yearbook, Vol.2.Newbury Park: Sage, pp.300-14

56- McCOMBS et al., op.cit

57- Ibid

58-Holli A. SEMETKO, JOANNE BAY BRZINSKI, David WEAVER and Lars WILLNAT(1992): ‘ TV News and U.S. Public Opinion About Foreign Countries: The Impact of Exposure and Attention’, International Journal of Public Opinion Research Vol.4 No.1 pp.18-36

59- Ibid

60- Elizabeth Noëlle-Neumann (1974): “ The Spiral of Silence: A Theory of Public Opinion”, in Journal of Communication, 24, 43

β







:

:

\* The Dominant Paradigm

Eisenstadt

· Maine

· Durkheim

· Toënnis

Weber Marx

(1)

(2)

ä

(3)

(1)

1

(2)

1

(3)

1

(4)

1

:

: :

\*

(4)

1

(5)

"

Dos Santos

:

( ) (6) "

( )

( )

( )

Phillips

(7) "( )

"

(8) "

:

(9)

(modernization)

Rogers and Svennings ( )

(10) "

" Robin

(11) "

(commercialization)

-3 ·

-2 ·

-1

-4 ·

-6 · (

)

-5 ·

-7 · ÔÔ

( )

(12)

(13)

Rostow

(14) "

β Rostow

(Entrepreneurship)

(15)

Hagen

" McClelland

(16)

:

"

(17)

$\hat{O}$

(18)

-2

"

-

-3

"

(19)

Hoselitz

(20)

-

Hoselitz

Hoselitz

Hoselitz

( )

(21) Smesler

Hoselitzä

:

(22) 1

(23) :

( )

: -

.( )

( )

: -

0

-

:

-

-

:

-

:



-

-

.

.

.

.

.

.

.

.

.

.

.

.

.

-

.

.

.

.

.

.

.

.

-

.

.

.

.

:

-1

.

:

(24)

-2

(25)

-3

(26)

-4

(27)

-5

(28)

10 100

5

1962

%70

"

(29) "



:

(30).1961

:

-

(31)

-1

-2

ä

1

-3

ä

:

1

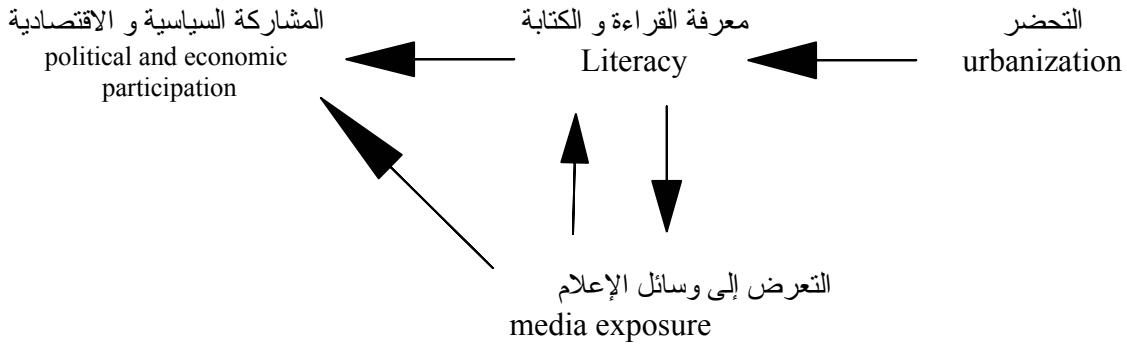
D.Lerner

-

-

ä

(32).



Lerner

( )

( )

Lerner

Lerner

" " " (empathy) "

mobile prsonality "

"

Lerner

·mobility multiplier "

Lerner

.( )

·modernizers : .1

·transitionals : .2

·traditionals : .3

Lerner

Schramm ·Lerner

(33)

·Klapper Katz

·Schramm

·klapper

(34)

:

.1 :

.2 :

.3 :

Schramm

Pye

Lerner

(35) ä

"

Ô

Pye (36) "

.1

.2

:

: .3

.4

Pye

" Pye

(37) "

(Iowa)

(38) .1943

(K.A.P SURVEYS)

( )

(39)

: **Rogers**

Rogers

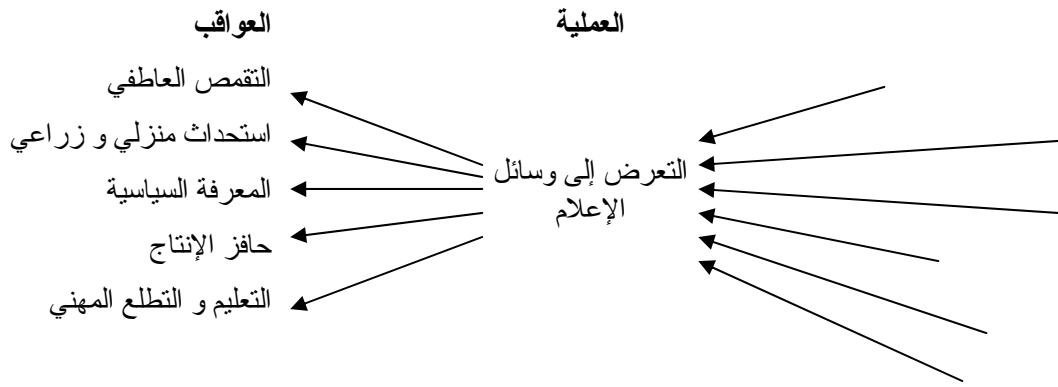
(40) "

" : Rogers

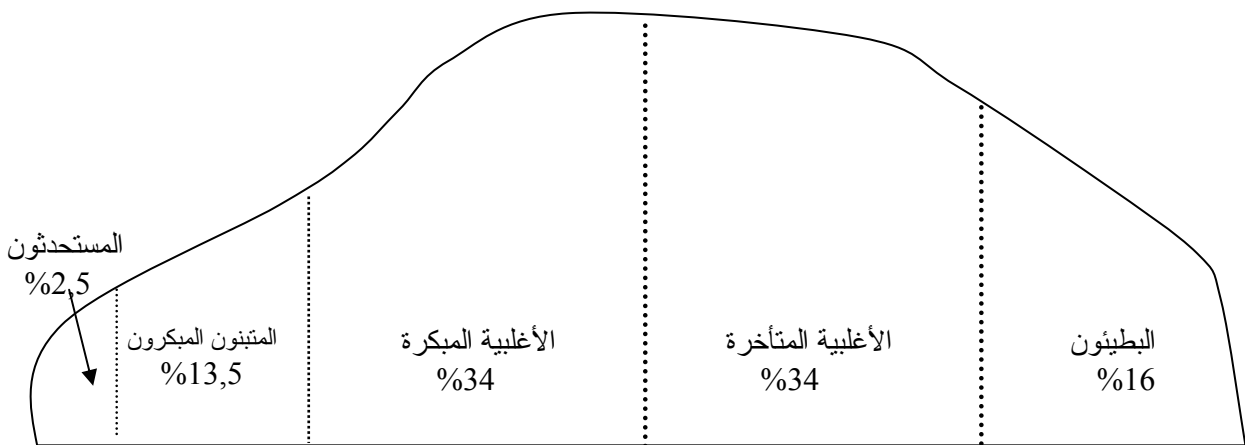
Rogers

(41)

:



0



Rogers and Sevenning. 1969 :

.1 :

.2 :

.3 :

.4 :

.5 :

ä

" Balle

(42) . L'Idéologie de la Communication Libératrice "





) Katz and Wedell  
(46) ( ...

1

(1963)

(47)

Murcado and Chalkly

(1967)

"

(48) "

... " :

Chalkly

(49) "

...

" :

(50) "

( )

McQuail

(51).

.1

.2

.3

.4

.5

.6

Katz

(52) "

"

( )

(53)

·(%85)

" : Lent

" ( )

(54) "

-

...

(55) "

(56).1970

\*:

Golding

( )

(57)


(58)

)

Hartman

(59)

ÔÔ



(61)

Beltran

" "

Beltran

Hartman

(62)

Hartman

(63)

(64)

( )

(65)

( )

Schiller

"

(66)

Boyd-Barrett

"

(67) "

.1

.2

.3

(68)

.4

Wells

( )

(69)

·(producerism)

·(consumerism)

Ô

ÔÔ

-Chin C.Lee

Nescafé

POP

(70)

:

---

Hartman

( )

(71)

( )

( )

(72)



Haminlink

(73)

conglomerats







:

·( )

(77)

Lerner

Ô ( )

·( )

( )

( )

( )

:

---

.

.

• •

.

.

- 1- S.N.EINSENSTADT(1978): The Changing Vision of Modernization and Development, in W.SCHRAMM and Daniel LERNER(eds), Communication and Change: The Last Ten Years – and the Next, Honolulu, The university Press of Hawaii, pp.31-448
- 2- Ian ROXBOROUGH (1979): Theories of Underdevelopment, London, The Macmillan Press Limited, p.13
2. . . . . -3
27. .1974
- 4- Aidan F.CARTER (1974): “Neo-Marxist Approches to Developement and Underdevelopmrt”, in E. De KADT and G. WILLIAMS (eds), Sociology and Development, London, Tavistock Publication, pp. 67-105.
- 5- Peter GOLDING (1974): “Media Role in National Development : Critique of a Theoretical Orthodoxy”, Journal of communication, 24 (3), pp.39-53.
- \*  
" "
- 6- T. DOS SANTOS (1973): “ The Crisis of Development Theory and the Problem of Dependence in Latin America”, in H.BERNSTEIN (ed) Underdevelopment and Development, London, Penguin Books, pp. 57-80.
- 183-182. . . . . -7
- 8- A.PHILIPS (1978): “The Concept of Development”, Review of African Political Economy, January-April. N°. 8, pp. 7-20.
86. .1978 . . . . . -9
- 10- Everett ROGERS and L. SEVENNING (1969) : Modernization Among Peasants: The Impact of Communication, N.Y, Rine Heart and Winston, p.1
- 11- M.ROBINS, “ Modernization and Exploratory Behaviors: an exemple from Buganda”, quoted in Woods.. op.cit. p.50
53. . . . . -12
- 13- GOLDING.. op.cit
- 48- W.W. ROSTOW (1960) : The Stages of Economic Growth: A Non- Communist Manifesto,London, Cambridge Univrsity press, p.4
- 14- ROXBOROUGH.. op. cit. p.16.
- 15- E.E. HAGEN (1962): On The Theory of Social Change- How Economic Growth Begins, Homewood, Dorsey Press, p.16
- 16- D.McCLELLAND (1961): The Achieving Society, Princeton, Van Nostrand, pp32.53
52. . . . . -17
- N.ABERCOMBIE et al, op. cit p.104. : Weber " \*
- . . . . . -18



- :
- 
- 19- B. HOSELITZ (1960) : Sociological Aspects of Economic Growth, N. Y, Free Press.
- 20- Norman LONG (1977): An Introduction to The Sociology of OF Rural Development, London, Tawxtock Publication, pp. 12-13.
- 21- E. MAVRO (1984): “ Mraxism” Versus Dependency Theory: on the futility of a debate, Occasional Papers, No.17.The niversity of Leeds, p.8
- 22- A F. CARTER. op.cit.

\*

- :
- A.G. FRANK (1967) : Capitalism and undervelopment in Latin America, N.Y, Monthly Review Press.
- A. EMMANUEL (1972): Unequal Exchange: A Study of The Imperialism of Trade, N.Y, Monthly Review Press.
- S. AMIN (1974): Accumulation On a World Scale: A Critique of the Theory of Underdevelopment and Dependency, 2Vols, N.Y, Monthly Review Press.
- I. WALLERSTEIN (1974): The Modern World System, N.Y, Academic Press.
- 23- J. ASHBY et al (1980): “ Alternative Strategies in the Economic Analysis of Information/Education Projects” in E. ANANY (ed) Communication in Rural Third World –The Role of Information in Development, London, Praeger,. 14-16.
- 24- Ibid.
- 25- Ibid.
- 26- Ibid.
- 27- P.GOLING AND P.ELLIOT (1979) : Making The News, London, Longman.
- 28- W. SCHRAMM (1961) : Mass Media and National Development, Stanford, Stanford University Press, p. 94.
- 29- UNESCO (1961) : Mass Media in Developing Countries, A UNESCO Report to the UNITED NATIONS. Paris. UNESCO, p.17.
- 30- Goran HEBDRO (1982): Communication and Social Change in Developing Nations, Ames,Iowa State University Press, pp.78-92
- 31- Denis McQuail (1983) : Mass Communication Theory, London, Sage Publication. pp.33.34
- 32- Daniel Lerner (1985) : The Passing of Traditional Society : Modernizing The Middle East, N.Y. The Free press, p.6.
- 33- Joseph KLAPPER (1960) : The Effects of Mass Communications, Glenco, Free Press. p.28
- 34- Wilbur SCHRAMM (1964): Mass Media and National Development, Paris, UNESCO.
- 35- Lucien PYE (1963): Communication and Political Development , princeton, N.J, Princeton University press. p.3
- 36- Ibid. pp.3-4
- 37-Ibid. pp.8
- 38- WOODS op.cit.
- 39- E. ROGERS (1976) : “Where Are We in Understanding the Diffusion of innovations?”, in W. SCHRAMM and D. LERNER(eds), Communication and Change: the last twenty years and next, Honolulu, The University Press Of Hawaii, pp.205-225
- 40- E. ROGERS (1962) :The Diffusion of Innovatins, Glencoe, Illinois UniversityFree Press, PEASANTS.
- 41- E. ROGERS AND SEVENNING, op.cit.
- 42- F.BALLE (1978) : Forms of Social Communicaton: an attempt at typology, IAMCR, Conference Papers, Leicester University, p.3

- 43- Luis BELTRAN (1976) : “ Alien Premises, Objects and Methods in Latin American communication research”, Communication Research, Vol 3.No.2, pp.107-138.
- 44- E.ROGERS , Whre Are We..., op.cit.p.208.  
 . " " -45  
 51. .1990/1.131 .
- 46- E.KATZ and G.WEDELL. (1977) : Broadcasting in the Third World, London, Macmillan, pp.37  
 . " : " . -47  
 . . . . .  
 257-239. .1992. .  
 248. . -48
- 49- Alan CHALKLEY (1970) : “A Manual of Development Journalism”, cited in Mohammed KIRAT(1990): “ Development in Saudi Arabia: A Content Analysis of “EL-JAZIRA”, Revue Algerienne de Communication, N<sup>o</sup>.4, pp. 31-54.  
 . . . . . -50  
 83 . .1988 . .
- 51- Denis McQuail (1983) : Mass Communication Theory..., op.cit. pp. 95-97.  
 52- KATZ and WEDELL, op.cit. p.3  
 53- S.BARGHOUTI (1974): “ The Role of Communication in Jordan’s Rural Development”, Journalism Quarterly, 51 : 418-424.  
 248 . . -54
- 55- M.KIRAT, op.cit. pp.36-37.  
 56- UNESCO (1981) : Cultural development– Some Regional Ezperience, Paris, UNESCO The Press, p.374.  
 57- GOLDING, Media Role..op.cit.  
 58- Ibid  
 59- Paul HARTMANN (1980) : “ Third World Communication Research: an underdeveloped art,”. University of Leicester, Mass Communication Research Center Documents.  
 60- S.RAHIM (1978) : “Diffusion Research- Past, Present and Future”, Research– Past, Present, and Future in SCHRAMM AND LERNER, Communication and Change...op.cit.pp. 223-225.  
 61- Ibid  
 62- Luis BELTRAN (1976) : Alien Premises,..op.cit.  
 63-P.HARTMANN, op.cit  
 7 . . ... . -64
- 65- H.SHILLER (1979) : “Transnational Media and National Development”, in K.NORDENSTRENG and SHILLER (eds), National Sovereignty and International Communication, N.J, Norwood Alex.  
 66- H. SHILLER (1976) : Communication and Cultural Domination, N.Y,White Plains.

- 67- Oliver BOYD-BARETT (1982) : “Cultural Dependency and Mass Media”, in M. GUREVITCH et al (eds), Culture, Society..., op.cit .pp. 174-195.
- 68-K. NORDENSTRENG and TapioVARIS (1974): UNESCO REPORT N°. 70.
- 69- Allen WELLS (1972): Picture Tube Imperialism: The Impact of tv on Latin America, N.Y,Orbit books.
- 70- Chin-Chuan LEE (!(1980): Media Imperialism Reconsidered, The homogenization of culture, Sage Publication, London, pp.42-64
- 71- P.HARTMANN, op.cit
- 72- Abderrahmane AZZI (2005) : “Developmental Communication Typology Revisited: Modernization ‘Tout Azimut’ , Revue Algerienne de Communication,N°. 19 Juin.pp.27-48

: -73

115-87. .2004 ·18

- 74- Abderrahmane AZZI (2005) : “Developmental Communication Typology Revisited.., op.cit
- 75-Jay BLUMLER and Michael GUREVITCH (1996): “Media Change and Social Change: Linkages and Junctures”, in James CURRAN and Michael GUREVITCH(eds), Mass Media and Society..., op.cit. pp.120.137
- 76- Ibid
- 77- Abderrahmane AZZI (2005) : “Developmental Communication Typology Revisited.., op.cit

: -

1979 ·

-1

-2

∞ -3





.....

( )

β

..... " " " " " " " "

Nietzsche

(Wert)

(1)

E.C.Jundy

« »

(sociological phobia)

(2) " « »

·Max Weber

(3)

·Milton Rockeach (4)

ôôô

ä

ã

(5)

" : Lévi-Strauss

- -

(6) "

Rockeach

1

«Religious Organization in the United States. 1958»

T.Parsons

"

"

(7)

(8)

" Thomas Cowan .1948

(9) "

(1968)

Rockeach

Schwartz Kahle

·Rockeach

(10)

· Pollay

Toffler

" :

" : David Aberle

(11) "

(12) "

Rockeach

(13) "

"



Rockeach

Adleur

(14).

Parsons

M.Weber

"

(15) "

( )

(16)

( )

(36) (9)

«

» .1

(40) (12)

«

» .2

(30) (30)

«

» .3

(43) (30)

«

» .4



(22) "

(23) "

Spranger

(24)

:(

)

(25) "

( )

(26) "

( )

( )

ä

(27) "



" : ä Wolman .

(31) "

á

" ( )

(32) "

Ô

" : Braithwaite and Low

(33) "

Charles Morris

(34) "

(35)

ôô

« » " " "

(36) "

" ( )

(37) "

" : ( )

⓪  
(38) "

( )

" : Kluckhon and Murray

( ) " : . "  
(39) "

Rockeach

(40) "

( ) ( )

" :

(41) "

Robin Williams

(42) "

"  
Karine Owens

(43) "

ä

ä

Rockeach



(44)

Rockeach : -1  
ä Kolb

Rockeach

(45)

( )

Likert

Rockeach

Rockeach : -2

(transcend) ( )

(46) ( ) ( )

(. .. ) ( ) ä

·Rockeach

·Landes : -3

ä

(47) "

β

"

Landes

Landes

Milton Albrecht

: -4

" «Does Literature Reflect Common Values?» :

Rockeach

"1

.(1 )

Albrecht "

)

.(1" "

)

".(1" "

: -5

Ralph Turner

(48)

" "

Rockeach : -6

" Kluckhon

" " (49) "

" "

:

( )

ä

: -7

·ô

ô

( ) ( )

" : Rockeach

(57) "

1

Rockeach

( )

.

)

( )

(

(

)

:

	-1
15. .1980 .2. . . .	-2
17. . . . .	-3
14 . 2003-2002	
4- Sapna PRASHAR, Santos DHAR and Upinder DHAR (2004): "Perception of Values: A Study of Future Professionals", Journal of Human Values, 10:2 pp.143-52	
5- Milton ROCKEACH (1972): "Value Theory: Toward Conceptual Clarification", The British Journal of Sociology, Vol.23. June. pp.172-187	
17. ..	-6
7- Milton ROCKEACH.. op.cit.	
148. 1990 . . . . .	-8
98. ..	-9
10- Sapna PRASHAR. op.cit.	
60 . 2004 . . . . .	-11
98. ..	-12
13- Milton ROCKEACH op.cit	
35 . . . . .	-14
14. . . . .	-15
. . . . .	-16
31. .2000 . . . . .	-17
.26 . . . . . « : »	-18
34-15 .(2003 / ) .295	
. . . . . -	-19
17-16 . . . . .	
. . . . . : . . . . .	-20
2005 . . . . . -	

	:	
	191 . . . . .	-21
.1988 . . . . .		-22
		68.
		-23
		-24
	180 . . . . .	
6. .1959 . . . . .		-25
- . . . . .	» . . . . .	-26
		«
	220-197 . . . . .	.1992 . . . . .
.4.1985. . . . .		-27
		77.
28- Louis Wirth (1975): “Consensus and Mass Communication”, in Wilbur.Schramm (ed), Mass Communications,Sd Edition,Chicago, University of Illinois Press, 1975. pp.561-582		
29- Ibid		
	36. . . . .	-30
63 . 2004 . . . . .		-31
	46. . . . .	-32
	64. . . . .	-33
	28. . . . .	-34
35- Nicholas ABERCROMBIE et al (1984): Dictionary of Sociology, London, The Penguin. p.227		
	30. .1964 . . . . .	-36
		-37
		-38
	35. . . . .	-39
40- Milton ROCKEACH.. op.cit.		
	64. . . . .	-41
		-42
		504. .1985
	64. . . . .	-43

- 
- 44- Milton ROCKEACH (2002): Value Theory.  
Source: <http://patbuffyhutcheon.com-papers%20and%20presentations-valuetheory.htm>. (4/2/2005)
- 45- William Kolb (1957): "The Changing Prominence of Values" in Howard Becker and Alan Boskoff (eds.). Modern Sociological Theory, New York: Holt, Rinehart and Winston, p. 118.cited in ROCKEACH (2002): ValueTheory, Ibid.
- 46- Milton Rokeach(1969): "Role of Values in public Opinion Research", Public Opinion Quarterly, Vol. 32 .Winter, 547-49. in ROCKEACH (2002): ValueTheory, Ibid.
- 47- J. R. Landes (1967): "Moral Value Structures of Laborers and Penitentiary Inmates: A Research Note", Social Forces, Vol.46(December), 269-74. in ROCKEACH(2002): ValueTheory, Ibid.
- 48- Ralph H. Turner(1961 ): "Value Conflict in Social Disorganization", in Seymour M. Lipset and Neil J. Smelser (eds.), Sociology: The Progress of a Decade, Englewood Cliffs, Prentice-Hall, Inc.,pp. 522-27. in ROCKEACH (2002): ValueTheory, Ibid.
- 49- I.Clyde Kluckhohn(1961): "Values and Value Orientations in the Theory of Actin: An Exploration in Definition and Clarification" in Talcott Parsons and E. A. Shils (eds.), Toward a General Theory of Action, Cambridge: Harvard University Press, 383-433. in ROCKEACH (2002): ValueTheory, Ibid.





(1) "

:

---

-( ) -

(2)

(3)

· Skinner

(4)

( ) ( )

(5)

" :

Skinner

(6) "

(7)

(8)

(9)

· (

) · ' ' ·

(10)

(11)

(12)

(13)

(14) ( )

(15)

( )

(16)

(17) "

"

"

"

"

( )

(18) "

T.Parsons

أ

(19)

(20)

(21) "

" ( )

(22) "

" ( )

(23) "

"

:

(24) "

" ( )

(25) "

" ( )

"

(26)

á

( ) ( )

( )

(27).



:

(29)

(30)

(31).

"

E.Hilgard

(32) " ( . . )

á



:

" ( )

(33) "

( )

" :

(34) "

(35).

-1

-2

-3

( )

" :

(36) "

(37)

" :

(38) "

ä .

" ( )

.( ) "

(39) "

(40)

(41):

( )

"

" ■

" ■

"

■

- 1- Emile COPFERMANN (1972): Problèmes de la Jeunesse, Paris, Ed. Maspero.  
p.7
- 2- ( ) -2
37. .2001·
- 3- Nicholas ABERCROMBIE et al (1984): Dictionary of Sociology, London, The Penguin Books. p.26
- 4- Tony BILTON et al (1981): Introductory Sociology, London, Macmillan. pp.641-642
- 5- -5
38. .1985
- 6- Tony BILTON et al. op.cit
- 7- Tim O'Sullivan et al (1983): Key Concepts in Communication, London, Methuen.  
pp.21-22
- 8- -8
- 9- -9
- 10- Tim O'Sullivan et al. op.cit
- 11- Ibid
- 12- .1976 · · · · · -12
- 35.
- 13- -13
16. .1981 · 1. · · · · · -14
- 14- -14
26. .2003/2002 · · · · · -15
252. . . . . : · · · · · -17
- 16- Nicholas ABERCROMBIE et al. op. cit. p.13
- 17- -17
62. .1995 · · · · · -18
- 18- -18
- 19- Nicholas ABERCROMBIE et al. op. cit. p.14
16. · · · · · -20

38.			
21-	Harvey WALLERSTEIN (1979) The Penguin Dictionary of Psychology,		
	London, The Penguin Books. p.28		
	"	"	-22
11.			
			-23
		52.	.2003
		36.	
			-24
10.	.1976		
			-25
			-26
		105.	.1973
			-27
		185-184.	.1966
			-28
		72-65	.1998
29-	cf. Maurice POROT (1978) L'Enfant et les Relations familiales, Paris, PUF. p.81		
	.1981	.2.	
		249.	
			-31
		251.	
			-32
108.	.1978		
			-33
	111	.1973	
			-34
			-35
			-36
		87-86	.1998
		40.	
			-37

294 .	.1981 .	.	.	.	-38
.	.	.	.	.	-39
99 .	.2002-2001 .	.	.	.	
		.	.	:	-
-2004 .	.	.	.	.	
					2005
			295 .	.	-40
				.	-41

-3

1968

ä





:

( )

18-15

(4) 26 -23

22-19

24 15

( )

15

(5)

24

25 16

(6)

( )

(7)

19

29 19

29

(8)

(9)

(10)

(11)

( )

"

(12) "

" ( )

( )

(13) "

" ( )

(14) "

...

D.Morton

"

(15) "

:



· · · · ·  
· · · · ·  
· · · · ·

· · · · · : -1  
· · · · ·  
· · · · ·

· · · · ·  
· · · · ·  
· · · · ·

· · · · ·  
· · · · ·  
· · · · ·

· · · · · (16)  
· · · · · : -2  
· · · · ·

· · · · ·  
· · · · ·  
· · · · ·

· · · · ·  
· · · · ·  
· · · · ·

· · · · · (17)  
· · · · · : -3  
· · · · ·

· · · · ·  
· · · · ·  
· · · · ·

· · · · ·  
· · · · ·  
· · · · ·

· · · · ·  
· · · · ·  
· · · · ·

· · · · ·  
· · · · ·  
· · · · ·

· · · · · (18)  
· · · · · : -4  
· · · · ·

· · · · ·  
· · · · ·  
· · · · ·

:

---

(19)

( )

( )

(20)

: -5

(21)

" :

000 .

(22) "

"

(23)

(24)

" ( )

(25) "

"

(26) "

(27)

(28)

(29)

-

(30)

:

(31)

(32)

(33)

( )

(34) "



(35) "

( )

(36)

( )

(37)

(38):

( )

( )

:

( )

"

(39) "

(40):

( )

(41)

..":

ä

:

ÔÔ

(42) "

:		
.1996 . . . . .		-1
	121.	
		-2
. . . . .	:	-3
	67. .1991 .	
150. . . . . ( )		-4
	15. . . . .	-5
6. .1985 . . . . .		-6
	68-67. . . . .	-7
	7. . . . .	-8
	8. . . . .	-9
	8. . . . .	-10
	9. . . . .	-11
	20. . . . .	-12
		-13
	53 . .1990 ."	
	150 . . . . .	-14
15- D.MORTON (1973): The Resolution of Conflict, London, York University Press, pp.15-17		
	68. . . . .	-16
		-17
	150. .2002	
		-18
	87. .1985 .	
	53. . . . .	-19
306. .1983 . . . . .		-20
	70. . . . .	-21

22- Robin McCRON (1976): “ Changing Perspectives in the Study of Mass Media and Socialisation”, in James HALLORAN (ed), International Association for Mass Communication Research, University of Leicester(GB), pp.1-14

338. .1971 .	-23
91. .	-24
. . . . .	-25
387 -369 . .1998 .	-26
. .83. .	-27
227. .1996 .	-28
34. .	-29
126. .	-30
159. .	-31
. . . . .	-31
. 0 . . . . .	-31
164 . .2001-2000	-32
180-128. .	-32
99. .	-33
127. .	-34
30. .	-35
206. .	-36
258. . . . .	-37
. .1. .	-38
399-392. .1988 .	-39
225. .1996 . .1. .	-39
99-98. .	-40
99. .	-41
100. .	-42

:

---

: -1  
: -2  
: -3



:

:

· 2005  
· 428  
· 415  
· 450  
· ( 40)  
· 13  
· 29 19

SPSS  
· 415  
· 415 01  
· 415

:

(1)

48.2	200	
51.8	215	
100	415	

· 215 200 ·

:

(2)

10.8	45	19
9.6	40	20
9.6	40	21
8.0	33	22
10.0	42	23
6.0	25	24
8.4	35	25
8.2	34	26
8.4	35	27
8.7	36	28
12.0	50	29
100	415	

29 19  
 50 ·29 ·%6.0 25 24  
 .%12  
 29 19 :  
 :

(3)

54.2	225	24-19
45.8	190	29-25
100	415	

Ô · 54.2 24-19  
 · 45.8 29-25

(4)

4.6	19	
21.0	87	
37.3	155	
37.1	154	
100	415	

Ô

(%37.1 %37.3)

.(%21.0 %4.6)

(5)

25.6	106	
37.3	155	
37.1	154	
100	415	

25.6

:

(6)

80.2	333	
18.1	75	
1.7	7	
100	415	

333

·%80.2

(7)

81.4	338	
18.6	77	
100	415	

%81.4

%18.6

(8)

15.2	63	
49.4	205	
35.4	147	
100	415	

:

%15.2

%35.4

%49.4

(9)

14.5	60	
26.3	109	
22.7	94	
7.5	31	
29.2	121	
100	415	

·%29.2 ·

%14.5

·%22.7

·%26.3

%7.5

25

24

(10)

22.6	94	
35.9	149	5000 >
17.6	73	10.000 5.001
12.3	51	15.000 10.001
7.7	32	20.000 15.001
3.9	16	20.001 <
100	415	

%35.9

5000

%58.5

.%22.6

20.000

%3.9

(11)

76.1	316	10.000
23.9	99	10.000
100	415	

10.000

10.000

(12)

94.9	394	
5.1	21	
100	415	

%94.9

%5.1

(13)

41.6	164	
47.2	186	
11.2	44	
100	394	

(13)

%41.6

%47.2

:

(14)

70.5	278	
60.1	237	
43.1	170	

(14)

%70.5

·%60.1

· %43.1

(15)

		ÔÔÔÔÔÔÔÔÔ						
63.1	249	31.2	123	17.0	67	14.9	59	
93.4	368	21.8	86	40.9	161	30.7	121	
63.2	249	7.1	28	15.2	60	40.9	161	

·%40.9

·%30.7

·%40.9

·%31.2





%23.8

%23.3

%22.5

(18)

80.5	334	
19.5	81	
100	415	

%80.5

%94.9

%80.5

(19)

97.0	324	
16.7	56	
17.9	60	

%78.1

%97.0

:

·%17.9

.%16.7

(20)

34.4	115	
49.4	165	
16.2	54	
100	334	

·% 49.4

(20)

.%34.4

(21)

ÔÔÔÔÔÔÔÔÔÔÔÔÔÔÔÔ						
Ô		Ô		Ô		
26.6	89	20.4	68	39.5	132	
24.0	80	9.9	33	24.0	80	
6.9	23	5.6	19	31.1	104	
42.5	142	64.1	214	5.4	18	
100	334	100	334	100	334	

.%25.1

·%31.8

%21.4

·%16.4

(22)

٠٠٠٠٠٠٠٠٠٠٠٠٠٠٠٠٠٠٠٠٠						
٠		٠		٠		
19.8	66	14.3	48	47.0	157	
10.8	36	11.7	39	32.3	108	
7.5	25	9.6	32	17.1	57	
60.8	203	64.4	215	3.6	12	
100	334	100	334	100	334	

·%37.8

.%26.0

(23)

٠٠٠٠٠٠٠٠٠٠٠٠٠٠٠٠٠٠٠٠٠						
6.6	22	4.5	15	36.8	123	
2.1	7	3.3	11	6.9	23	
6.3	21	9.3	31	15.8	53	
6.9	23	5.4	18	27.2	91	
18.3	61	15.5	52	31.4	105	

.%31.4

%36.8

%27.2

:

(24)

77.3	321	
22.7	94	
100	415	

.%77.3

(24)

(25)

(25)

ÔÔÔÔÔÔÔÔÔÔÔÔÔÔ						
Ô		Ô		Ô		
4.7	15	2.2	7	36.8	118	
7.8	25	10.6	34	20.8	67	
31.5	101	29.6	95	40.8	131	
56.0	180	57.6	185	1.6	5	
100	321	100	321	100	321	

%77.3

. %20.9

. %36.8

. %40.8

. %10.6

. %4.7 %2.2

:

·%7.8

%29.6

%31.5

(26)

51.8	215	
48.2	200	
100	415	

%51.8

(27)

ÔÔÔÔÔÔÔÔÔÔÔÔ						
Ô		Ô		Ô		
Ô		Ô		Ô		
6.0	13	2.8	6	7.9	17	
15.3	33	16.7	36	29.2	63	
48.1	104	46.8	101	54.6	118	
30.6	66	17.6	73	8.3	18	
100	216	100	216	100	216	

%7.9

(27)

·%2.8

%6.0

:

.%29.2

. %15.3

·%16.7

%46.8 %54.6 :

. %48.1

(28)

52.5	218	
47.5	197	
100	415	

(27)

·%52.5

(29)

15.1	33	
78.3	170	
9.7	21	
7.8	17	
13.8	30	

%78.3

(29)

(30)

26.3	57	
19.4	42	
32.5	135	
30.4	66	

% 30.4 % 32.5

(31)

56.2	122	
60.4	131	
53.0	115	
28.6	62	
36.4	79	
19.8	43	












:



(36)

52.5	95	53.0	96	65.7	119	181=
35.2	75	66.2	141	74.6	159	213=
43.1	170	60.2	237	70.6	278	394=

% 74.6

% 53.0

% 65.7

% 66.2

% 52.5

% 35.2

:

(37)

						ÖÖÖÖ
42.9	94	55.3	121	71.2	156	219 = 24-19
43.4	76	66.3	116	69.7	122	175 = 29-25
43.1	170	60.2	237	70.6	278	394 =

( 24 -19 )

·% 42.9

% 71.2

.% 43.4 % 69.7

( 29 -25)

· .% 66.3

% 55.3

ä

( ) ä

(38)

						ÖÖÖÖ
27.8	27	52.6	51	73.2	71	97 =
45.9	68	69.6	103	70.3	104	148 =
50.3	75	55.7	83	69.1	103	149 =
43.1	170	60.2	237	70.6	278	394 =

:

---

%73.2

·% 69.6      %70.3

%55.7      %69.1      ·      ·

.%52.6

%45.9      %50.3

.%45.9

(39)

						/
15.3	23	14.0	21	96.0	144	150 =
20.0	37	18.9	35	97.3	180	184 =
17.9	60	16.7	56	96.7	324	334=

% 97.3

% 96.0



% 20.0 % 18.9

·% 16.2 % 14.0

(40)

ÔÔÔÔÔ						ÔÔÔ
16.2	31	15.7	30	97.4	186	191 = 24-19
20.0	29	18.2	26	95.8	137	143 = 29-25
17.9	60	16.7	56	96.7	323	334 =

%97.4 ( 24-19)

%95.8 ( 29 -25)

%18.2

%16.2 %15.7

·% 20.0

(41)

3.6	3	13.3	11	98.8	81	82=
17.6	23	19.8	26	96.9	127	131=
28.1	34	15.7	19	54.9	116	211=
17.9	60	16.7	56	97.0	324	334 =

· %96.9 %98.8

· % 54.9

· % 3.6 % 13.3

· % 17.6 % 19.8

· % 28.1

· %15.7

(42)

321 =						
156 =						0000000000
5.1	8	.6	1	44.9	70	
9.6	15	11.5	18	22.4	35	
26.9	42	23.7	37	30.8	48	
58.3	91	64.1	100	1.9	3	
100	156	100	156	100	156	
165 =						0000000000
4.2	7	3.6	6	29.1	48	
6.1	10	9.7	16	19.4	32	
35.8	59	35.2	58	50.3	83	
53.9	89	51.5	85	.6	2	
100	165	100	165	100	165	

%44.9

.%30.8 %22.4

.%5.1 %0.6

%29.1

.%50.3 %19.4

.%4.2 %3.6

(43)

321 = 000						
168 = 24-19 :						
4.8	8	3.0	5	29.8	50	
11.3	19	11.9	20	20.2	34	
31.5	53	32.7	55	49.4	83	
52.4	88	52.4	88	.6	1	
100	168	100	168	100	168	

:

153 = 29-25:						
4.6	7	1.3	2	44.4	68	
3.9	6	9.2	14	21.6	33	
31.4	48	26.1	40	31.4	48	
60.1	92	63.4	97	2.6	4	
100	153	100	153	100	153	

. %20.2 %29.8

( 24-19)

( 29-25)

. %49.4

. %21.6

% 31.4 %44.4

( 24-19)

. %4.6 %1.3

. %4.8 %3.0

(44)

321 =						
68= ÔÔÔ						
3.0	2	3.0	2	38.2	26	
8.8	6	10.3	7	13.2	9	
19.1	13	17.6	12	47.1	32	

:

69.1	47	69.1	47	1.5	1	
100	68	100	68	100	68	
124 = $\hat{\theta}\hat{\theta}$						
7.3	9	3.2	4	29.8	37	
7.3	9	13.7	17	30.6	38	
30.6	38	29.8	37	38.0	47	
54.8	68	32.3	40	1.6	2	
100	124	100	124	100	124	
129 = $\hat{\theta}\hat{\theta}$						
3.1	4	.8	1	42.6	55	
7.8	10	7.7	10	15.5	20	
38.7	50	35.7	46	15.5	52	
50.4	65	55.8	72	1.6	2	
100	129	100	129	100	129	

·%47.1 %13.2

%38.2

.%3.1 %0.8

%29.8

% 30.6

· %7.3 % 3. 2

.% 38.0

%42.6

· % 3.1 % 0.8

.%15.5 %15.5

(45)

321 = 0000						
5000						
4.4	8	3.3	6	33.0	60	
9.9	18	9.9	18	17.6	32	
30.2	55	29.7	54	47.8	87	
55.5	101	57.1	104	1.6	3	
100	182	100	182	100	182	
10.000				5001		

:

1.9	1	/	/	31.5	17	
11.1	6	13.0	7	37.0	20	
27.8	15	27.8	15	31.5	17	
59.3	32	59.3	32	/	/	
100	54	100	54	100	54	
15.000				10.001		
2.3	1	/	/	44.2	19	
/	/	14.0	6	14.0	6	
34.9	15	27.9	12	41.9	18	
62.8	27	58.1	25	/	/	
100	43	100	43	100	43	
21.000				15.001		
10.0	3	3.3	1	53.3	16	
/	/	6.7	2	20.0	6	
30.0	9	26.7	8	23.3	7	
60.0	18	63.3	19	3.3	1	
100	30	100	30	100	30	
21.000						
2.3	1	/	/	44.2	19	
/	/	14.0	6	14.0	6	
34.9	15	27.9	12	41.9	18	
62.8	27	58.1	25	/	/	
100	43	100	43	100	43	



		:	
	<u>5000</u>	:	%33.0
			%4.4 %3.3
		%31.5	<u>10.000</u> <u>5001</u> :
<u>10.001</u>	:		·%1.9
		·%44.2	<u>15.000</u>
<u>21.000</u>	<u>15.001</u>	:	% 2.3
%3.3			·%53.3
%50.0		<u>21.000</u>	:
			·%10.0
			%16.7
			5000
		10.000	5001
		15.000	10.001
		21.000	15.001
·%10.0			21.000

(46)

٥٥٥٥٥٥٥٥٥٥٥٥						
		91 = 29-25	127 = 24-19			
56.2	122	52.2	47	59.1	75	
60.4	131	66.7	60	55.9	71	
53.0	115	58.9	53	48.8	62	
28.6	62	26.7	24	29.9	38	
36.4	79	30.0	27	40.9	52	
19.8	43	26.7	24	15.0	19	

( 29-25) ·%59.1 ( 24-19)  
%55.9 %66.7 ( 29-25) .% 52.2  
٥٥٥٥ .( 24-19)  
.( 24-19) %48.8 %58.9 ( 29-25)  
٥ %40.9 %29.9 ( 24-19)  
.%30.0 %26.7 ( 29-25)  
.%19.8 % 15.0

:

(47)

٥٥٥٥								
		114 =		82 =		22 =		
56.2	122	71.1	81	44.4	36	22.7	5	
60.4	131	54.4	62	65.4	53	72.2	16	
53.0	115	51.8	59	56.8	46	45.5	10	
28.6	62	27.2	31	32.1	26	22.7	5	
36.4	79	33.3	38	42.0	34	31.8	7	
19.8	43	22.8	26	18.5	15	9.1	2	

( 22)

%44.4

%65.4

·%56.2

%56.8

%60.4

.%53.0

.%36.4 %28.6

%42.0 %32.1

.%19.8 %15.0

(48)

46.7	28	60=
63.3	69	109=
23.4	22	94=
38.7	12	31=
71.9	87	121=
100	218	415

%71.9 %63.3

( )

%46.7

(49)

213 =			181 =			
9.73	10.09	9.32	<u>7.28</u>	<u>7.37</u>	<u>5.43</u>	
<u>6.88</u>	<u>5.72</u>	<u>4.68</u>	<u>6.20</u>	<u>7.24</u>	<u>5.60</u>	
8.73	8.29	7.25	9.04	9.10	8.37	
9.44	9.15	9.01	9.49	9.17	8.76	
8.46	<u>5.43</u>	<u>5.21</u>	9.46	9.02	8.74	
	<u>6.85</u>	<u>6.32</u>		<u>8.01</u>	<u>7.78</u>	
8.63	8.67	8.00	<u>8.56</u>	8.66	8.18	
<u>8.39</u>	8.16	7.75	<u>8.62</u>	<u>8.05</u>	<u>7.45</u>	
<u>8.06</u>	<u>5.90</u>	<u>5.98</u>	8.80	8.28	8.18	
<u>8.30</u>	9.02	8.40	8.76	9.35	8.95	

5.43

5.60

.6.20 7.24

.7.28

7.37

8.01

7.78

.8.56

.8.62

8.05

.7.45

:

---

4.68  
.5.43 6.88  
5.21  
.8.06 5.72  
5.98  
.8.30 5.90  
6.85 6.32  
.8.39  
( )  
( )

:

 $\hat{O}$ 

(50)

175 = 29-25			219 = 24-19			
<u>8.57</u>	8.96	7.71	<u>8.63</u>	8.96	<u>7.39</u>	
<u>6.37</u>	<u>6.35</u>	<u>5.20</u>	<u>6.73</u>	<u>6.47</u>	<u>5.02</u>	
8.57	8.46	7.67	9.12	8.83	7.84	
9.21	9.03	8.97	9.67	9.26	8.84	
9.14	<u>7.22</u>	<u>7.30</u>	8.75	<u>6.96</u>	<u>6.46</u>	
	<u>7.05</u>	<u>6.78</u>		<u>7.65</u>	<u>7.16</u>	
<u>8.39</u>	8.50	7.99	8.77	8.79	8.16	
<u>8.02</u>	7.71	<u>7.16</u>	8.88	8.43	7.97	
8.58	<u>7.66</u>	7.34	<u>8.26</u>	<u>6.46</u>	8.61	
8.64	9.38	8.71	<u>8.40</u>	9.00	8.96	

( 24-19)

6.35

5.20

.6.73

6.47

6.46

.8.26

6.96

7.16

7.39

.8.40

7.65

.8.63

( 29-25)

.6.37

6.35

.5.20

:

---

.8.02

7.05 6.78

7.16

7.22

.8.39

7.30

8.57

7.66

• 0000 •



(51)

149 =			148 =			97 =			
8.07	8.58	7.24	<u>8.22</u>	8.47	7.23	10.01	9.80	8.44	
<u>6.15</u>	<u>7.11</u>	<u>5.62</u>	<u>6.23</u>	<u>5.71</u>	<u>5.01</u>	<u>7.73</u>	<u>6.42</u>	<u>4.44</u>	
8.00	8.21	<u>6.73</u>	8.76	8.11	7.77	10.40	10.20	9.34	
8.90	8.46	7.90	9.33	9.19	9.02	10.53	10.20	10.25	
8.72	7.64	7.00	8.63	<u>6.51</u>	<u>6.70</u>	<u>9.68</u>	<u>7.09</u>	<u>6.78</u>	
	<u>7.24</u>	<u>6.19</u>		<u>7.20</u>	<u>7.02</u>		<u>7.89</u>	<u>8.18</u>	
<u>7.44</u>	8.03	6.99	8.63	8.51	8.01	10.34	9.87	9.89	
<u>7.46</u>	<u>7.33</u>	<u>6.58</u>	8.43	7.79	7.59	10.19	9.79	9.24	
8.21	<u>7.51</u>	7.58	<u>8.04</u>	<u>6.39</u>	<u>6.80</u>	<u>9.23</u>	<u>7.11</u>	<u>6.37</u>	
<u>7.91</u>	9.03	8.58	<u>8.30</u>	8.78	8.39	9.74	9.99	9.18	

6.42 4.44

5.71 5.01

.6.15 7.11 5.62

.7.09

·9.23 6.37

.8.04 6.39

·7.24 6.19

7.24

·7.73

·6.23

·6.78

:

9.68 6.78

.7.11

6.51 6.80

.8.22

.7.46 7.33 6.58

7.89 8.18

.9.68

7.20 7.02

6.73

.8.30

.7.91

7.51

( )  
( )



( )

( )

Ô

(53)

$185 = 29-25$	$150 = 24-19$	
9.17	9.16	
<u>6.99</u>	<u>7.57</u>	
8.25	8.51	
8.33	7.98	
9.41	8.43	
<u>6.45</u>	7.82	

:

<u>4.10</u>	<u>2.75</u>	
<u>6.92</u>	<u>7.24</u>	
8.34	7.88	
7.38	<u>7.59</u>	

( 24-19)

2.75

7.57

7.24

7.59

( 29-25)

6.45

4.10

6.92

.6.99

β

(54)

<u>00000000</u>			
121 =	131 =	83 =	
8.15	9.18	10.60	
<u>6.40</u>	<u>7.15</u>	8.93	
7.71	8.13	9.83	
7.98	7.98	<u>8.59</u>	
8.40	8.85	9.51	

:

<u>6.36</u>	<u>7.18</u>	<u>8.58</u>	
<u>3.83</u>	<u>3.02</u>	<u>3.08</u>	
<u>7.18</u>	<u>7.36</u>	<u>7.47</u>	
<u>7.55</u>	<u>7.83</u>	<u>9.20</u>	
<u>7.78</u>	<u>7.24</u>	<u>7.51</u>	

3.02      3.08      :

.3.83

7.15

7.47

.6.36

.6.40

7.51    7.51

7.18

8.59

.7.18

(      )  
(      )  
(      )

:

(55)

185 =	150 =	
7.53	<u>5.60</u>	
6.27	7.24	
7.23	7.77	
9.66	<u>5.42</u>	
<u>6.10</u>	8.44	
<u>5.93</u>	<u>5.22</u>	
<u>5.84</u>	8.62	
6.10	<u>7.15</u>	
6.50	8.17	
<u>6.05</u>	10.58	

5.22

:

.5.60 5.60 5.42

.6.10 6.05 5.93 5.84

.

.

.

.

.

.

.

.

.

.

:

(56)

		/
$153 = 29-25$	$167 = 24-19$	
<u>6.25</u>	<u>6.90</u>	
<u>6.86</u>	<u>6.65</u>	
7.44	7.53	
7.39	7.78	
7.27	7.21	
<u>5.03</u>	<u>6.10</u>	
7.59	6.88	
<u>6.95</u>	<u>6.29</u>	
7.30	7.32	
8.53	8.02	

( 24-19)

5.03 6.10

( 29-25)

.6.25 6.29

.6.86 6.65

6.90

.6.95



:

(57)

000000000000			
128 =	123 =	68 =	
<u>5.51</u>	7.02	<u>7.87</u>	
<u>5.37</u>	7.07	8.76	
<u>6.04</u>	7.86	9.57	
7.91	7.51	<u>7.16</u>	
7.05	7.24	7.59	
<u>4.96</u>	<u>5.33</u>	<u>7.25</u>	
7.70	<u>6.80</u>	<u>7.10</u>	
6.59	<u>6.03</u>	7.69	
7.07	<u>6.89</u>	8.53	
8.56	8.14	7.93	

7.16 7.10 . :

.7.87 7.25

6.80 6.03 5.33 . :

.6.89

.6.04 5.51 5.37 4.96 .

(58)

00000000						
		95 =		122 =		
56.2	122	69.5	66	45.9	56	
<u>60.4</u>	131	47.4	45	<u>70.5</u>	86	
53.0	115	42.1	40	61.5	75	
28.6	62	20.0	19	35.2	43	
36.4	79	30.5	29	41.0	50	
19.8	43	14.7	14	23.8	29	

·%47.4

·%70.5

·%61.5

·%42

·%69.5

%45.9

·%30.5 %20.0

%41.0 %35.2

·%14.7 %23.8

(59)

٥٥٥٥٥٥٥٥						
		90 = 29-25		127= 24-19		
56.2	122	52.2	47	<u>59.1</u>	75	
<u>60.4</u>	131	66.7	60	55.9	71	
53.0	115	58.9	53	48.8	62	
28.6	62	26.7	24	29.9	38	
36.4	79	30.0	27	40.9	52	
19.8	43	26.7	24	15.0	19	

( 24-19)

%59.1

%48.8

%55.9

%40.9

%.29.9

:

( 29-25)

.%53.0	%56.2	%60.4
·%36.4	.%19.8	%28.6

á

:

(60)

		114 =		81 =		22 =		
56.2	122	<u>71.1</u>	81	44.4	36	22.7	5	
60.4	131	54.4	62	<u>65.4</u>	53	<u>72.7</u>	16	
53.0	115	51.8	59	56.8	46	45.5	10	
28.6	62	27.2	31	32.1	26	22.7	5	
36.4	79	33.3	38	42.0	34	31.8	7	
19.8	43	22.8	26	18.5	15	9.1	2	

%65.4

%44.4

%42.0

.18.5

·%71.1

·53.0

.36.4

19.8

.%32.1

28.6

· · %72.7

%56.8

·%60.4



:

-1

:

:

%94.9

%82.75

( )

%80.4

(2005.

)

(1)

%47.71

( )

(2)

Fayad Kazan

ÔÔ

%80

(3)

(%60.1)

(%70.5)

.(%43.1)

		2005	
		(%)	(%)
		61.2	
			71.6
			56.1
			31.0
			7.1
			73.91
			165
			2005
			6.4
			39.5
			2005
			44.8
			80.4
			158



:

. %34.05 %25.5

(185. . )

. %32.49 %18.78

. %65.7 %74.6 :

(158. . )

%37.7

28.4% %39.7

%37.8

%26.6 34.7%

(% 97.0)

(%80.5)

.(%17.9)

(%16.7)

. 000 )

%85.72

(2002-2001)

%86.36

(Fayad Kazan, p.345)

%90 %80



:

34-25	24-15	
13,7	13,1	
16,3	13,6	
17,9	14	
17	14	
16,2	14,1	
19,9	15,3	
22,2	15,7	
18,5	20	
20,4	20,3	
14,4	22	
20,7	24,4	

2003

:

24-15 %22.2      24-15 %24.4  
 24-15 %13.1      34-25  
 34-25 %13.7 و  
 (4)  
 %36.8      %77.3  
 %20.8  
 (182.      )  
 %47.62      %31.98      بأ

:

0000 %44.2 15.000-10.001 : .  
%33.0 %53.3 20.000-15.001  
. 5000

%52.5

(%26.26)  
(%29.16)

%55.42

%78.3

%75

0

(Livingstone.2003)

%70

(Deborah Wheeler.2002)

Moussa ELMazidi and Ibrahim Ismail

(5)

%69

		6.57	6.42	5.10
(Katz et al .1987)				
(173. . )				
(2005. )				
		( )		
5.43				
%17.74	(174. . )			
		·7.28 7.24		
ÔÔÔÔÔÔÔÔ	·%15.80			
			·(164. . )	
			·(174. . )	
·6.88		5.43		4.68

		:	
		(164. . )	
	· · ·%14.80		
		(179-175. · )	
		5.60	
(175. · )		·7.28	7.37
		·(164. · )	
5.72		5.21	
		.8.06	
		·(175. · )	
		·(164. · )	
		6.32	7.78 ·
·8.05		8.01	
		6.85	
24-19			
		5.60	5.43
·7.28	6.20	·7.37	7.24
			29-25
·5.72	5.43		·5.21
			4.68
		·8.06	6.88

7.16  
7.97 7.84  
7.65  
7.05 6.78  
8.02  
8.39  
6.37 4.44  
9.23 7.73 7.09 6.42  
8.18  
9.79 7.89 10.25  
10.34 10.19  
6.39 5.71 6.70 5.01  
7.79 7.20  
8.04 6.23  
8.43  
6.58 6.19 5.62  
7.11  
6.15 7.37 7.24  
7.46 7.44







:

---

%60.4	29-25	.48.8%
·	%53.0	%56.2
·(44)	·	·
%72.2	·%31.8	%45.5
·	·	%65.4
·	·	·%44.4
·	%56.2	%60.4
·	·	.%53.0

ÔÔÔÔÔÔÔÔÔÔÔÔ

· (S.Livingstine.2003) · (2001-2000. ) Ôä

ÔÔ





%94.9

(%70.5)

.(%43.1)

(%60.1)









:

:

:

( )

:

:

(62)

1

						ööööö
	1	2	3	4	5	
	%	%	%	%	%	
415	30	16	48	<u>157</u>	<u>164</u>	(1)
100	7.2	3.9	11.6	<u>37.8</u>	<u>39.5</u>	
415	35	37	76	<u>170</u>	<u>97</u>	(2)
100	8.4	8.9	18.3	<u>41.0</u>	<u>23.4</u>	
415	30	29	55	<u>163</u>	<u>138</u>	(3)
100	7.2	7.0	13.3	<u>39.3</u>	<u>33.3</u>	
415	29	38	67	<u>150</u>	<u>131</u>	(4)
100	7.0	9.2	16.1	<u>36.1</u>	<u>31.6</u>	
415	42	54	76	<u>149</u>	<u>94</u>	(5)
100	10.1	13.0	18.3	<u>35.9</u>	<u>22.7</u>	
415	29	33	53	<u>158</u>	<u>142</u>	(6)
100	7.0	8.0	12.8	<u>38.1</u>	<u>34.2</u>	
415	50	79	66	<u>133</u>	<u>87</u>	(7)
100	12.0	19.0	15.9	<u>32.9</u>	<u>21.0</u>	
415	30	33	39	<u>96</u>	<u>217</u>	(8)
100	7.2	8.0	9.4	<u>23.1</u>	<u>52.3</u>	
415	34	47	73	<u>163</u>	<u>98</u>	ä (9)
100	8.2	11.3	17.6	<u>39.3</u>	<u>23.6</u>	
415	42	43	56	<u>91</u>	<u>183</u>	(10)
100	10.1	10.4	13.5	<u>21.9</u>	<u>44.1</u>	
415	20	28	<u>101</u>	<u>163</u>	<u>103</u>	(11)
100	4.8	6.7	<u>24.3</u>	<u>39.3</u>	<u>24.8</u>	
415	27	32	<u>96</u>	<u>165</u>	<u>95</u>	(12)
100	6.5	7.7	<u>23.1</u>	<u>39.8</u>	<u>22.9</u>	
415	43	28	64	<u>135</u>	<u>145</u>	(13)
100	10.4	6.7	15.4	<u>32.5</u>	<u>34.9</u>	
415	15	35	53	<u>149</u>	<u>163</u>	(14)
100	3.6	8.4	12.8	<u>35.9</u>	<u>39.3</u>	
415	51	56	<u>101</u>	<u>135</u>	<u>72</u>	(15)
100	12.3	13.5	<u>24.3</u>	<u>32.5</u>	<u>17.3</u>	
415	39	26	<u>101</u>	<u>153</u>	<u>96</u>	(16)
100	9.4	6.3	<u>24.3</u>	<u>36.9</u>	<u>23.1</u>	
415	30	25	78	<u>148</u>	<u>134</u>	(17)
100	7.2	6.0	18.8	<u>35.7</u>	<u>32.3</u>	
415	102	84	<u>85</u>	<u>79</u>	<u>65</u>	(18)
100	24.6	20.2	<u>20.5</u>	<u>19.0</u>	<u>15.7</u>	

		:	
.	"	"	"
.	70	50	.
	·%37.8	%39.5	
	%35.9	%39.3	·
%17.3			%23.1 %52.3 ·
			·%50 %32.5
	·%19.0	%15.7	%24.6 %20.2
·	"	" %39.5	" %44.8
·%23.1		·%24.3	
		·%20.5	·%24.5 ·%24.5
:	"	"	
ä		%32.9	%35.9 %41.0
		·%32.5	%39.8 %39.3
%52.3	:	"	"
		·%39.3	%44.1
	·%34.7	%50.0	(%49.8)
"	"		" "



6.5	6.5	14.0	<u>33.0</u>	<u>40.0</u>	14.5	7.0	17.0	<u>32.0</u>	<u>29.5</u>	(13)
3.4	3.4	7.2	<u>17.1</u>	<u>20.7</u>	7.0	3.4	8.2	<u>15.4</u>	<u>14.2</u>	
2.3	5.1	8.4	<u>36.7</u>	<u>47.4</u>	5.0	12.0	17.5	<u>35.0</u>	<u>30.5</u>	(14)
1.2	2.7	4.3	<u>19.0</u>	<u>24.6</u>	2.4	5.8	8.4	<u>16.9</u>	<u>14.7</u>	
9.3	12.6	<u>26.0</u>	<u>31.6</u>	<u>20.5</u>	15.5	14.5	<u>22.5</u>	<u>33.5</u>	<u>14.0</u>	(15)
4.8	6.5	13.5	<u>16.4</u>	<u>10.6</u>	7.5	7.0	10.8	<u>16.1</u>	<u>6.7</u>	
7.0	4.2	<u>24.7</u>	<u>37.2</u>	<u>27.0</u>	12.0	8.5	<u>24.0</u>	<u>36.5</u>	<u>19.0</u>	(16)
3.6	2.2	12.8	<u>19.3</u>	<u>14.0</u>	5.8	4.1	11.6	<u>17.6</u>	<u>9.2</u>	
2.8	2.3	<u>18.1</u>	<u>36.3</u>	<u>40.5</u>	12.0	10.0	<u>19.5</u>	<u>35.0</u>	<u>23.5</u>	(17)
1.4	1.2	9.4	<u>18.8</u>	<u>21.0</u>	5.8	4.8	9.4	<u>16.9</u>	<u>11.3</u>	
20.0	24.7	<u>19.1</u>	<u>19.5</u>	<u>16.7</u>	29.5	15.5	<u>22.0</u>	<u>18.5</u>	<u>14.5</u>	(18)
10.4	12.8	9.9	<u>10.1</u>	<u>8.7</u>	14.2	7.5	10.6	<u>8.9</u>	<u>7.0</u>	

" " " "

·(4) (5)

·%72

%81.9

" " " "

·%65.5 %84.0

·%47.5 %52.1









(65)

00					00					
000					000					
% 1	% 2	% 3	% 4	% 5	% 1	% 2	% 3	% 4	% 5	
4.6	5.7	12.6	41.4	35.6	15.8		10.5	42.1	31.6	(1)
1.0	1.2	2.7	8.7	7.5	0.7		0.5	1.9	1.4	
6.9	8.0	14.9	47.1	23.0	10.5	10.5	5.3	63.2	10.5	(2)
1.4	1.7	3.1	9.9	4.8	0.5	0.5	0.2	2.9	0.5	
4.6	4.6	13.8	52.9	24.1	10.5	5.3	21.1	42.1	21.1	(3)
1.0	1.0	2.9	11.1	5.1	0.5	0.2	1.0	1.9	1.0	
5.7	5.7	17.2	44.8	26.4	21.1	10.5	10.5	36.8	21.1	(4)
1.2	1.2	3.6	9.4	5.5	1.0	0.5	0.5	1.7	1.0	
4.6	13.8	19.5	43.7	18.4	15.8		10.5	36.8	36.8	(5)
1.0	2.9	4.1	9.2	3.9	0.7		0.5	1.7	1.7	
3.4	6.9	18.4	42.5	28.7	15.8		5.3	36.8	42.1	(6)
0.7	1.4	3.9	18.4	6.0	0.7		0.2	1.7	1.9	
8.0	16.1	16.1	40.2	19.5	10.5	21.1	10.5	31.6	26.3	(7)
1.7	3.4	3.4	8.4	4.1	0.5	1.0	0.5	1.4	1.2	
4.6	12.6	9.2	23.0	50.6	15.8			36.8	47.4	(8)
1.0	2.7	1.9	4.8	10.6	0.7			1.7	2.2	
3.4	11.5	17.2	41.4	26.4	10.5	10.5	15.8	36.8	26.3	ä (9)
0.7	2.4	3.6	8.7	5.5	0.5	0.5	0.7	1.7	1.2	
9.2	16.1	13.8	11.5	49.4	15.8		5.3	36.8	42.1	(10)
1.9	3.4	2.9	2.4	10.4	0.5		0.2	1.7	1.9	
4.6	4.6	33.3	41.4	16.1	5.3		31.6	47.4	15.8	(11)
1.0	1.0	7.0	8.7	3.4	0.2		1.4	2.2	0.7	
5.7	11.5	25.3	37.9	19.5	5.3	10.5	15.8	47.4	21.1	(12)
1.2	2.4	5.3	8.0	4.1	0.2	0.5	0.7	2.2	1.0	
13.8	5.7	18.4	32.2	29.9	5.3	5.3	15.8	31.6	42.1	(13)
2.9	1.2	3.9	6.7	6.3	0.2	0.2	0.7	1.4	1.9	
2.3	8.0	17.2	44.8	27.6	10.5	5.3	26.3	26.3	31.6	(14)
0.5	1.7	3.6	9.4	5.8	0.5	0.2	1.2	1.2	1.4	
8.0	13.8	27.6	35.6	14.9	21.1	10.5	26.3	36.8	5.3	(15)
1.7	2.9	5.8	7.5	3.1	1.0	0.5	1.2	1.7	0.2	
5.7	11.5	25.3	37.9	19.5	15.8		21.1	36.8	26.3	(16)
1.2	2.4	5.3	8.0	4.1	0.7		1.0	1.7	1.2	

:

5.7	8.0	16.1	<u>42.5</u>	<u>27.6</u>	10.5		<u>26.3</u>	<u>36.8</u>	<u>26.3</u>	(17)
1.2	1.7	3.4	<u>8.9</u>	<u>5.8</u>	0.5		1.2	<u>1.7</u>	<u>1.2</u>	
<u>27.6</u>	<u>17.2</u>	21.8	<u>16.1</u>	<u>17.2</u>	<u>36.8</u>	<u>15.8</u>	21.1	<u>10.5</u>	<u>15.8</u>	(18)
5.6	3.6	4.6	<u>3.4</u>	<u>3.6</u>	1.7	0.7	1.0	<u>0.5</u>	<u>0.7</u>	

%4.6

%42.1

·%36.8

·%71.2 %57.9

%63.2

·%77.0

·%73.6

%84.2

·%60.9

%78.9

·%42.1

%50.5

%70.2

·%63.1

" Ô " :  
 .%17.2 %27.6 %15.8 " " %36.8

%26.3 %26.3 %31.6 %21.1  
 %26.3 Ô %21.1  
 %25.3 %33.3 :  
 .%25.3 %27.6

(66)

ÔÔÔÔÔ										
ÔÔÔÔÔ					ÔÔÔÔÔ					
% 1	% 2	% 3	% 4	% 5	% 1	% 2	% 3	% 4	% 5	
9.1	5.8	13.6	<u>33.8</u>	<u>37.7</u>	5.8	1.3	9.0	<u>39.4</u>	<u>44.5</u>	(1)
3.4	2.2	5.1	<u>12.5</u>	<u>14.0</u>	2.2	0.5	3.4	<u>14.7</u>	<u>16.6</u>	
9.7	12.3	18.8	<u>40.9</u>	<u>18.2</u>	7.7	5.8	<u>21.3</u>	<u>34.8</u>	<u>30.5</u>	(2)
3.6	4.6	7.0	<u>15.2</u>	<u>6.7</u>	2.9	2.2	8.0	<u>13.0</u>	<u>11.3</u>	
11.0	7.1	13.6	<u>33.1</u>	<u>35.1</u>	4.5	8.4	11.6	<u>37.4</u>	<u>38.1</u>	(3)
4.1	2.7	5.1	<u>12.3</u>	<u>13.0</u>	1.7	3.1	4.3	<u>14.0</u>	<u>14.2</u>	

7.1	12.3	16.2	<u>32.5</u>	<u>31.6</u>	5.8	7.7	16.1	<u>34.8</u>	<u>35.5</u>		(4)
2.7	4.6	6.0	<u>12.0</u>	<u>11.8</u>	2.2	2.9	6.0	<u>13.0</u>	<u>13.3</u>		
12.3	15.6	16.9	<u>35.7</u>	<u>19.5</u>	10.3	11.6	<u>20.0</u>	<u>31.6</u>	<u>26.5</u>		(5)
4.6	5.8	6.3	<u>13.3</u>	<u>7.2</u>	3.9	4.3	7.5	<u>11.8</u>	<u>9.9</u>		
8.4	10.4	8.4	<u>41.6</u>	<u>31.2</u>	6.5	7.1	14.8	<u>32.3</u>	<u>39.4</u>		(6)
3.1	3.9	3.1	<u>15.4</u>	<u>11.6</u>	2.4	2.7	5.5	<u>12.0</u>	<u>14.7</u>		
14.9	20.8	17.5	<u>27.9</u>	<u>18.8</u>	11.6	18.7	14.8	<u>31.6</u>	<u>23.2</u>		(7)
5.5	7.7	6.5	<u>10.4</u>	<u>7.0</u>	4.3	7.0	5.5	<u>11.8</u>	<u>8.7</u>		
7.8	4.5	13.0	<u>26.6</u>	<u>48.1</u>	7.1	9.7	7.1	<u>18.1</u>	<u>58.1</u>		(8)
2.9	1.7	4.8	<u>9.9</u>	<u>17.8</u>	2.7	3.6	2.7	<u>6.7</u>	<u>21.7</u>		
12.3	10.4	<u>22.1</u>	<u>35.7</u>	<u>19.5</u>	6.5	12.3	13.5	<u>41.9</u>	<u>25.8</u>	ä	(9)
4.6	3.9	8.2	<u>13.3</u>	<u>7.2</u>	2.4	4.6	5.1	<u>15.7</u>	<u>9.6</u>		
11.7	8.4	13.6	<u>27.3</u>	<u>39.0</u>	8.4	10.3	14.2	<u>20.6</u>	<u>46.5</u>		(10)
4.3	3.1	5.1	<u>10.1</u>	<u>14.5</u>	3.1	3.9	5.3	<u>7.7</u>	<u>17.3</u>		
5.8	8.4	<u>20.6</u>	<u>37.7</u>	<u>27.3</u>	3.9	7.1	<u>21.9</u>	<u>38.7</u>	<u>28.4</u>		(11)
2.2	3.1	<u>7.7</u>	<u>14.0</u>	<u>10.1</u>	1.4	2.7	8.2	<u>14.5</u>	<u>10.6</u>		
9.7	6.5	<u>22.7</u>	<u>41.6</u>	<u>19.5</u>	3.9	6.5	23.2	<u>38.1</u>	<u>28.4</u>		(12)
3.6	2.4	8.4	<u>15.4</u>	<u>7.2</u>	1.4	2.4	8.7	<u>14.2</u>	<u>10.6</u>		
9.1	9.1	16.9	<u>32.5</u>	<u>32.5</u>	10.3	5.2	12.3	<u>32.9</u>	<u>39.4</u>		(13)
3.4	3.4	6.3	<u>12.0</u>	<u>12.0</u>	3.9	1.9	4.6	<u>12.3</u>	<u>14.7</u>		
4.5	8.4	9.1	<u>31.2</u>	<u>46.8</u>	2.6	9.0	12.3	<u>36.8</u>	<u>39.4</u>		(14)
1.7	3.1	3.4	<u>11.6</u>	<u>17.3</u>	1.0	3.4	4.6	<u>13.7</u>	<u>14.7</u>		
15.6	11.7	<u>26.0</u>	<u>30.5</u>	<u>16.2</u>	10.3	15.5	<u>20.6</u>	<u>32.3</u>	<u>21.3</u>		(15)
5.8	4.3	9.6	<u>11.3</u>	<u>6.0</u>	3.9	5.8	7.7	<u>12.0</u>	<u>8.0</u>		
11.0	5.8	<u>22.1</u>	<u>38.3</u>	<u>22.7</u>	9.0	4.5	<u>26.5</u>	<u>34.8</u>	<u>25.2</u>		(16)
4.1	2.2	8.2	<u>14.2</u>	<u>8.4</u>	3.4	1.7	9.9	<u>13.0</u>	<u>9.4</u>		
7.8	6.5	11.7	<u>35.7</u>	<u>38.3</u>	7.1	5.2	<u>26.5</u>	<u>31.6</u>	<u>29.7</u>		(17)
2.9	2.4	4.3	<u>13.3</u>	<u>14.2</u>	2.7	1.9	9.9	<u>11.8</u>	<u>11.1</u>		
29.2	18.8	19.5	<u>18.2</u>	<u>14.3</u>	16.8	23.9	20.6	<u>22.6</u>	<u>16.1</u>		(18)
10.8	7.0	7.2	<u>6.7</u>	<u>5.3</u>	6.3	8.9	7.7	<u>8.4</u>	<u>6.0</u>		

· (%38.7 ) ·

·%46.7 %46.7

" "

%65.3 %83.9

·%54.8 %70.3 %75.5

%59.1 %71.5 :

·% 46.7 % 64.1 %68.6

:

%58.1 :  
.%72.2 %66.5 %67.1 ä  
%55.2 :  
.%65.0 %61.1 %55.2

:

%66.3 %74.7

%67.1

%76.2

%46.7 %53.6

" " " "

% 44.5 %40.0

" "

%20.6

%21.9

%20.0

%21.3

:

"

"

%.26.5

% 26.5

%20.6

% 22.1

ä

:

%.22.1

%26.0

%22.7

:



.

.

.

.

.

.

.

.

.

.

.

.

.

.

)

.

(

á

.



:

(67)

٥٥٥٥٥٥٥٥						
100	415	14.5	60	<u>85.5</u>	355	(18 · 11 · 4 · 7 · 3 · 2 · 1)
100	415	15.9	66	<u>84.5</u>	349	(17 · 16 · 13 · 12 · 9 · 6 · 5)
100	415	15.9	66	<u>84.1</u>	349	( 14 · 10 · 8 )
100	415	25.8	107	<u>74.2</u>	308	( 15 )

·%85.5

·%74.2

·%84.1

·%84.5

( )

.( )

(68)

48.2	200	14.0	28	<u>86.0</u>	172	
51.8	215	14.9	32	<u>85.1</u>	183	
100	415	14.5	60	<u>85.5</u>	355	
48.2	200	18.5	37	<u>81.5</u>	163	
51.8	215	13.5	29	<u>86.5</u>	186	
100	415	15.9	66	<u>84.1</u>	349	
48.2	200	20.0	40	<u>80.0</u>	160	
51.8	215	12.1	26	<u>87.9</u>	189	
100	415	15.9	66	<u>84.1</u>	349	
48.2	200	30.0	60	<u>70.7</u>	140	
51.8	215	21.9	47	<u>78.1</u>	168	
100	415	25.8	107	<u>74.2</u>	308	

·%85.5

· %85.1

%86.0



:

00

(69)

						/
100	225	13.8	31	<u>86.2</u>	194	24-19
100	190	15.3	29	<u>84.7</u>	161	29-25
100	415	14.6	80	<u>85.5</u>	355	
100	225	12.9	29	<u>87.1</u>	196	24-19
100	190	19.5	37	<u>80.5</u>	153	29-25
100	415	16.2	66	<u>83.8</u>	349	
100	225	12.0	27	<u>88.0</u>	198	24-19
100	190	20.5	39	<u>79.5</u>	151	29-25
100	415	16.3	68	<u>83.7</u>	349	
100	225	27.1	61	<u>72.9</u>	164	24-19
100	190	24.2	46	<u>75.8</u>	144	29-25
100	415	25.7	107	<u>74.4</u>	308	

.85.5%

:

· .%84.7 ( 29-25) %86.2 ( 24-19)

%83.8

%87.7

· .%80.5

%83.7

%88.7

· .%79.5

( )

· .%74.4

%72.9

· .%75.8

:

(70)

						/
100	106	13.2	14	<u>86.8</u>	92	
100	155	11.0	17	<u>89.0</u>	138	
100	154	18.8	29	<u>81.2</u>	125	
100	415	14.5	60	<u>84.1</u>	355	
100	106	14.2	15	<u>85.8</u>	91	
100	155	13.5	21	<u>86.5</u>	134	
100	154	19.5	30	<u>80.5</u>	124	
100	415	15.9	66	<u>84.1</u>	349	
100	106	19.8	21	<u>80.2</u>	85	
100	155	16.8	26	<u>83.2</u>	129	
100	154	12.3	19	<u>87.7</u>	135	
100	415	15.9	66	<u>84.1</u>	349	
100	106	23.6	25	<u>76.4</u>	81	
100	155	25.8	40	<u>74.2</u>	115	
100	154	27.3	42	<u>72.7</u>	112	
100	415	25.8	107	<u>74.2</u>	308	

:

·%84.1 ·

.%74.2

%86.8

.%81.2

%89.0

·%86.5 %85.8

.%80.5

%80.2

·%83.2

.%87.7

%76.4

·%74.2

.%72.7

:

(71)

						/
100	394	14.2	56	<u>85.8</u>	338	
100	334	12.3	41	<u>87.7</u>	293	
100	321	14.6	47	<u>85.4</u>	274	
100	218	13.3	29	<u>86.7</u>	189	
100	394	15.5	61	<u>84.5</u>	333	
100	334	12.6	42	<u>87.4</u>	292	
100	321	14.0	45	<u>86.0</u>	276	
100	218	13.1	33	<u>84.9</u>	185	
100	394	16.0	63	<u>84.0</u>	331	
100	334	15.8	46	<u>86.2</u>	288	
100	321	13.7	44	<u>86.3</u>	277	
100	218	14.2	31	<u>85.8</u>	187	
100	394	25.6	101	94.4	293	
100	334	25.1	87	73.9	247	
100	321	26.2	84	73.8	237	
100	218	26.6	58	73.4	160	



:

---

. %87.7

. %73.4

á

. %85.8

. %87.7

. %86.7

. %85.4

. (.. )

. %84.5

. %87.4

. %85.4

. %86.7

(David Riseman. La Foule Solitaire)

%86.2 %84.0

%86.3

%.%85.8

( )

%74.4

%73.4

%25.7

%73.8

%73.9



:

(Braithwaite and Law.1985)

Heaven .1984

(2)

ä

.Sapna et al.2004

·(205. · )

·(495 . · )

·Braithwaite and Law.1985

(social desirability)

(455. · )

·(200. · )

· %68.0

·Sapna et al.2004

%61.0

(205. · ) ·%53.0

(175. · )

( )

:

0

(193. . )

%76

(197. . )

(538 522. . )

(202

(131. . )

%5.39

%24.16

%45.13

Mcguire.1995 Klapper.1960  
 (197. )  
 (263. )  
 %73.2 %62.2  
 (212. )  
 " :  
 " :  
 Gerbner (3) " Blumer  
 ... " :  
 (4) "  
 ) Rogers.1962  
 (  
 (. . )



ä





:



á á

---

1-A. FURNHAM (1984): " Personality and Values",  
in Pesonality, Individual , Differences, Vol.5, pp.483-485

2-Patrick C.HEAVEN (1992): "Human Values and Personality Dimensions: A Test  
of Social Values Inventory", Pesonality, Individual , Differences, Vol. 15, No.3,  
pp.307-312.

· : · -4

52-31. .2005 · / ·19. ·

· -5

:

:

:

:

.

1( )

.

.

.

.

.

.

.

.

.

.

.

(72)

	1	2	3	4	5	
%	%	%	%	%	%	
415 100	77 <u>18.6</u>	119 <u>28.7</u>	80 19.3	86 20.7	53 12.8	(1)
415 100	150 <u>36.1</u>	111 <u>26.7</u>	63 15.2	68 16.4	23 5.5	(2)
415 100	102 <u>24.6</u>	139 <u>33.5</u>	66 15.9	73 17.6	35 8.4	(3)
415 100	125 <u>30.1</u>	79 <u>19.0</u>	97 <u>23.4</u>	79 19.0	35 8.4	(4)
415 100	68 <u>16.4</u>	83 <u>20.0</u>	79 19.0	114 <u>27.5</u>	71 <u>17.1</u>	(5)
415 100	107 25.8	118 28.4	81 19.5	82 19.8	27 6.5	(6)
415 100	111 <u>26.7</u>	134 <u>32.3</u>	62 14.9	68 16.4	40 9.6	(7)
415 100	114 <u>27.5</u>	123 <u>29.6</u>	62 14.9	72 17.3	44 10.6	(8)
415 100	105 <u>25.3</u>	88 <u>21.2</u>	96 <u>23.1</u>	63 15.2	63 15.2	(9)
415 100	121 <u>29.2</u>	92 <u>22.2</u>	106 <u>25.5</u>	65 15.7	31 7.5	(10)
415 100	106 <u>25.5</u>	120 <u>28.9</u>	97 <u>23.4</u>	65 15.7	27 6.5	(11)
415 100	117 <u>28.2</u>	95 <u>22.9</u>	81 <u>19.5</u>	67 16.1	55 13.3	(12)
415 100	114 <u>27.5</u>	113 <u>27.2</u>	90 <u>21.7</u>	66 15.9	32 7.7	(13)
415 100	135 <u>32.5</u>	98 <u>23.6</u>	58 14.0	64 15.4	60 14.5	(14)
415 100	109 <u>26.3</u>	106 <u>25.5</u>	75 18.1	60 14.5	65 15.7	(15)
415 100	96 <u>23.1</u>	128 <u>30.8</u>	83 <u>20.0</u>	59 14.2	49 11.8	(16)
415 100	100 <u>24.1</u>	108 <u>26.0</u>	101 <u>24.3</u>	63 15.2	43 10.4	(17)
415 100	141 <u>34.0</u>	108 <u>26.0</u>	85 <u>20.5</u>	57 13.7	24 5.8	(18)
415 100	155 <u>37.3</u>	97 <u>23.4</u>	81 <u>19.5</u>	57 13.7	25 6.0	(19)
415 100	105 <u>25.3</u>	90 <u>21.7</u>	73 17.6	85 20.5	62 14.9	(20)

:

---

:	"	"	"	"	.	-
"	.	.	.	.	.	.
%59.0				%62.8 :	"	"
ÔÔ				.	.	.
				·%47.5		% 47.4
				.%33.6	%35.4 :	
"	"	"	"	Ôä	.	-
.%36.4				%44.6		
			"	"	.	-
·%24.3		·%25.5	:	.		
·% 23.4	%23.4	·%23.4	·%23.4			
	·%20.0	·%20.5		·%21.7		
	.%19.5	·%19.5	ÔÔ			
.			.			
%44.6						
						%36.4

ä

%18.5

%60.0

%23.2

%51.4

%29.9

%56.1

%27.9

%57.1

(

)

%23.6

%54.7

%27.4

%58.1

%54.4

%22.2

(73)

٥٥٥٥٥٥٥٥٥٥					
200 =					
% 1	% 2	% 3	% 4	% 5	
<u>22.0</u> 10.6	<u>32.0</u> 15.4	20.5 9.9	16.0 7.7	9.5 4.6	(1)
<u>35.5</u> 17.1	<u>26.5</u> 12.8	18.5 8.9	15.5 7.5	4.0 1.9	(2)
<u>25.5</u> 12.3	<u>35.5</u> 17.1	16.5 8.0	16.0 7.7	6.5 3.1	(3)
<u>30.0</u> 14.5	<u>20.0</u> 9.6	22.5 10.8	20.5 9.9	7.0 3.4	(4)
<u>20.0</u> 9.6	<u>18.5</u> 8.9	20.0 9.6	<u>25.5</u> 12.3	<u>16.0</u> 7.7	(5)

<u>28.5</u> 13.5	<u>28.5</u> 13.7	20.5 9.9	18.7 8.7	5.0 2.4	(6)
<u>28.0</u> 13.5	<u>36.0</u> 17.3	14.0 6.7	16.0 7.7	6.0 2.9	(7)
<u>32.0</u> 15.4	<u>30.0</u> 14.5	16.0 7.7	12.5 6.0	9.5 4.6	(8)
<u>23.0</u> 11.1	<u>25.0</u> 12.0	22.0 10.6	15.0 7.2	15.0 7.2	(9)
<u>28.5</u> 13.7	<u>24.0</u> 11.6	22.0 10.6	18.0 8.7	7.5 3.6	(10)
<u>26.5</u> 12.8	<u>28.5</u> 13.7	21.0 10.1	18.0 8.7	6.0 2.9	(11)
<u>31.5</u> 15.2	<u>25.5</u> 12.3	17.5 8.4	12.5 6.0	13.0 6.3	(12)
<u>31.0</u> 14.9	<u>27.5</u> 13.3	18.5 8.9	14.5 7.0	8.5 4.1	(13)
<u>33.5</u> 16.1	<u>24.0</u> 11.6	<u>15.0</u> 7.5	15.5 7.5	12.0 5.8	(14)
<u>27.0</u> 13.0	<u>30.5</u> 14.7	17.0 8.2	12.5 6.0	13.0 6.3	(15)
<u>24.0</u> 11.6	<u>30.5</u> 14.7	22.5 10.8	11.5 5.5	11.5 5.5	(16)
<u>27.5</u> 13.3	<u>22.5</u> 10.8	<u>27.0</u> 13.0	14.5 7.0	8.5 4.1	(17)
<u>33.5</u> 16.1	<u>25.0</u> 12.0	23.5 11.3	13.0 6.3	5.0 2.4	(18)
<u>36.0</u> 17.3	<u>24.0</u> 11.6	22.0 10.6	13.0 6.3	5.0 2.4	(19)
<u>24.0</u> 11.6	<u>20.0</u> 9.6	20.0 9.6	21.5 10.4	14.5 7.0	(20)

"

" " "

%50

.%30

%41.5

%38.5



:

" "

%27.0

%15.0

(74)

٢١٥ = ١٠٠					
% 1	% 2	% 3	% 4	% 5	
<u>15.3</u> 8.0	<u>25.6</u> 13.3	18.1 9.4	<u>25.1</u> 13.0	<u>15.8</u> 8.2	(1)
<u>36.7</u> 19.0	<u>27.0</u> 14.0	12.1 6.3	17.2 8.9	7.0 3.6	(2)
<u>23.7</u> 12.3	<u>31.4</u> 16.4	15.3 8.0	19.1 9.9	10.2 5.3	(3)
<u>30.2</u> 15.7	<u>18.1</u> 9.4	24.2 12.5	17.7 9.2	9.8 5.1	(4)
<u>13.0</u> 6.7	<u>21.4</u> 11.1	18.1 9.4	<u>29.3</u> 15.2	<u>18.1</u> 9.4	(5)
<u>23.7</u> 12.3	<u>28.4</u> 14.7	18.6 9.6	21.4 11.1	7.9 4.1	(6)
<u>25.6</u> 13.3	<u>28.8</u> 14.9	15.8 8.2	16.7 8.7	13.0 6.7	(7)
<u>23.3</u> 12.0	<u>29.3</u> 15.2	14.0 7.2	21.9 11.3	11.6 6.0	(8)
<u>27.4</u> 14.2	<u>17.7</u> 9.2	24.2 12.5	15.3 8.0	15.3 8.0	(9)
<u>29.8</u> 13.7	<u>20.5</u> 10.6	28.8 14.9	13.5 7.0	7.4 3.9	(10)

<u>24.7</u> 12.8	<u>29.3</u> 15.2	25.6 13.3	13.5 7.0	7.0 3.6	(11)
<u>25.1</u> 13.0	<u>20.5</u> 10.6	21.4 11.1	19.5 10.1	13.5 7.0	(12)
<u>24.2</u> 12.5	<u>27.0</u> 14.0	24.7 12.8	17.2 8.9	7.0 3.6	(13)
<u>31.6</u> 16.4	<u>23.3</u> 12.0	13.0 6.7	15.3 8.0	16.7 8.7	(14)
<u>25.6</u> 13.3	<u>20.9</u> 10.8	19.1 9.9	16.3 8.4	18.1 9.4	(15)
<u>22.3</u> 11.6	<u>31.2</u> 16.1	17.7 9.2	16.7 8.7	12.1 6.3	(16)
<u>20.9</u> 10.8	<u>29.3</u> 15.2	21.9 11.3	15.8 8.2	12.1 6.3	(17)
<u>34.4</u> 16.1	<u>27.0</u> 14.0	17.7 9.2	14.4 7.5	6.5 3.4	(18)
<u>38.6</u> 20.0	<u>22.8</u> 11.8	17.2 8.9	14.4 7.5	7.0 3.6	(19)
<u>26.5</u> 13.7	<u>23.3</u> 12.0	15.3 8.0	19.5 10.1	15.3 8.0	(20)

(74)

%25.1 %15.8

.(%40.9) %15.3 %25.6 .(%40.9)

%34.4

%47.4

(%41.5)

·%50.3

%20.5

·%33.0

%45.6



<u>23.1</u> 12.5	<u>30.7</u> 16.6	18.7 10.1	15.6 8.4	12.0 6.5	(16)
<u>24.9</u> 13.5	<u>26.2</u> 14.2	24.0 13.0	15.1 8.2	9.8 5.3	(17)
<u>34.2</u> 18.6	<u>23.6</u> 12.8	21.8 11.8	13.8 7.5	6.7 3.6	(18)
<u>37.3</u> 20.2	<u>22.7</u> 12.3	19.6 10.6	13.3 7.2	7.1 3.9	(19)
<u>26.7</u> 14.5	<u>22.7</u> 12.3	16.9 9.2	19.1 10.4	14.7 8.0	(20)

( 24-19)

( ) %44.9 ( ) %63.6

(%42.2) " " %16.9 " " %25.3

.(%39.1)

%13.3

% 26.2

( 24-19)

(76)

ÔÔÔÔÔÔÔÔÔÔÔÔÔÔÔÔ					/
190 = 29-25					
% 1	% 2	% 3	% 4	% 5	
<u>18.9</u> 8.7	<u>31.1</u> 14.2	18.9 8.7	18.9 8.7	12.1 5.5	(1)
<u>37.9</u> 17.3	<u>24.2</u> 11.1	15.8 7.2	14.7 6.7	7.4 3.4	(2)
<u>25.3</u> 11.6	<u>30.5</u> 14.0	17.9 8.2	17.9 8.2	8.4 3.9	(3)

<u>30.5</u> 14.0	<u>19.5</u> 8.9	22.1 10.1	17.4 8.0	10.5 4.8	(4)
<u>16.3</u> 7.5	<u>16.8</u> 7.7	19.5 8.9	30.0 13.7	17.4 8.0	(5)
<u>27.4</u> 12.5	<u>30.0</u> 13.7	18.9 8.7	17.9 8.2	5.8 2.7	(6)
<u>27.9</u> 12.8	<u>35.8</u> 16.4	14.7 6.7	13.2 6.0	8.4 3.9	(7)
<u>28.0</u> 13.3	<u>31.6</u> 14.5	14.2 6.5	16.3 7.5	6.9 4.1	(8)
<u>23.7</u> 10.8	<u>23.2</u> 10.6	19.5 8.9	18.4 8.4	15.3 7.0	(9)
<u>28.9</u> 13.3	<u>25.3</u> 11.6	25.8 11.8	14.2 6.5	5.8 2.7	(10)
<u>23.7</u> 14.7	<u>31.1</u> 14.2	21.1 9.6	17.4 8.0	6.8 3.1	(11)
<u>26.8</u> 12.3	<u>21.1</u> 9.6	24.7 11.3	16.3 7.5	11.1 8.2	(12)
<u>28.4</u> 13.0	<u>26.3</u> 12.0	24.7 11.3	13.2 6.0	7.4 3.4	(13)
34.7 15.9	<u>26.3</u> 12.0	14.7 6.7	13.7 6.3	10.5 4.8	(14)
<u>25.8</u> 11.6	<u>26.3</u> 12.0	16.8 7.7	15.3 7.0	15.8 7.2	(15)
<u>23.2</u> 10.6	<u>31.1</u> 14.2	21.6 9.9	12.6 5.8	11.6 5.3	(16)
<u>23.2</u> 10.6	<u>25.8</u> 11.8	24.7 11.3	15.3 7.0	11.1 5.1	(17)
<u>33.7</u> 18.6	<u>28.9</u> 13.3	18.9 8.7	13.7 6.3	4.7 2.2	(18)
<u>37.4</u> 17.1	<u>24.2</u> 11.1	19.5 8.9	14.2 6.5	4.7 2.2	(19)
<u>23.7</u> 10.6	<u>20.5</u> 9.4	18.4 8.4	22.1 10.1	15.3 7.0	(20)

( 29 -25)

%62.1 . . .

%44.2

.%33.1

%47.4

·%24.7

·%24.7

·%25.8

.% 22.1

· %24.7

(77)

% 1	% 2	% 3	% 4	% 5	
5.3 0.2	21.1 1.0	<u>26.3</u> 1.2	<u>15.8</u> 0.7	<u>31.6</u> 1.4	(1)
<u>31.6</u> 1.4	<u>21.1</u> 1.0	15.8 0.7	15.8 0.7	15.8 0.7	(2)
<u>21.1</u> 1.0	<u>21.1</u> 1.0	<u>21.1</u> 1.0	15.8 0.7	21.1 1.0	(3)
<u>31.6</u> 1.4	<u>21.1</u> 1.0	15.8 0.7	26.3 1.2	5.3 0.2	(4)
15.8 0.7	5.3 0.2	10.5 0.5	42.1 1.9	26.6 1.2	(5)
<u>26.3</u> 1.2	<u>21.1</u> 1.0	15.8 0.7	15.8 0.7	21.2 1.0	(6)
26.3 1.2	15.8 0.7	10.5 0.5	15.8 0.7	31.6 1.4	(7)
10.5 0.5	21.1 1.0	10.5 0.5	21.1 1.0	36.8 1.7	(8)
<u>26.3</u> 1.2	<u>15.8</u> 0.7	<u>21.1</u> 1.0	15.8 0.7	21.1 1.0	(9)
<u>31.6</u> 1.4	<u>26.3</u> 1.2	5.3 0.2	26.3 1.2	10.5 0.5	(10)
<u>31.6</u> 1.4	<u>26.3</u> 1.2	15.8 0.7	15.8 0.7	10.5 0.5	(11)
<u>36.8</u> 1.7	<u>26.3</u> 1.2	10.5 0.5	21.1 1.0	5.3 0.2	(12)
<u>31.6</u> 1.4	<u>5.3</u> 0.2	<u>21.1</u> 1.0	31.6 1.4	10.5 0.5	(13)
<u>26.3</u> 1.2	<u>15.8</u> 0.7	10.5 0.7	26.3 1.2	21.1 1.0	(14)
<u>10.5</u> 0.5	<u>10.5</u> 0.5	15.8 0.7	31.6 1.4	31.6 1.4	(15)



26.3% :

(78)

% 1	% 2	% 3	% 4	% 5	
<u>21.8</u> 4.6	<u>29.9</u> 6.3	20.7 4.3	17.2 0.7	10.3 2.2	(1)
<u>40.2</u> 8.4	<u>25.3</u> 5.3	18.4 3.3	13.8 2.8	2.3 0.5	(2)
<u>26.4</u> 5.5	<u>34.5</u> 7.2	19.5 4.1	14.9 3.1	4.6 1.0	(3)
<u>27.6</u> 5.8	<u>21.8</u> 4.6	<u>29.9</u> 6.3	13.8 2.9	6.9 0.2	(4)
<u>21.8</u> 4.6	<u>20.7</u> 4.3	17.2 3.6	23.0 4.8	17.2 3.6	(5)
<u>27.6</u> 5.8	<u>28.7</u> 6.0	19.5 4.1	16.1 3.4	8.0 1.7	(6)
<u>29.9</u> 6.3	<u>27.6</u> 5.8	21.8 4.6	3.2 1.9	11.5 2.4	(7)
<u>21.8</u> 4.6	<u>32.2</u> 6.7	13.8 2.9	20.7 4.3	11.5 2.4	(8)
<u>21.8</u> 4.6	<u>33.3</u> 7.0	21.8 4.6	8.0 1.7	14.9 3.1	(9)
<u>32.2</u> 6.7	<u>25.3</u> 5.3	<u>23.0</u> 4.6	16.1 3.4	3.4 0.7	(10)
<u>25.3</u> 5.3	<u>26.4</u> 5.5	<u>27.6</u> 5.8	14.9 3.1	5.7 1.2	(11)
<u>28.7</u> 6.0	<u>33.3</u> 7.0	19.5 4.1	10.3 2.2	8.0 1.7	(12)
<u>35.6</u> 7.5	<u>24.1</u> 5.1	<u>24.1</u> 5.1	12.8 2.7	3.4 0.7	(13)
<u>41.4</u> 8.7	<u>23.0</u> 4.8	16.1 3.4	13.8 2.9	5.7 1.2	(14)



<u>23.0</u> 4.8	<u>27.6</u> 5.8	18.4 3.9	12.6 2.7	18.4 3.9	(15)
<u>21.8</u> 4.6	<u>28.7</u> 6.0	21.8 4.6	13.8 2.9	13.8 2.9	(16)
<u>19.5</u> 4.1	<u>25.3</u> 5.3	<u>25.3</u> 5.3	14.9 3.1	14.9 3.1	(17)
<u>32.2</u> 6.7	<u>28.7</u> 6.0	20.7 4.3	13.8 2.9	4.6 1.0	(18)
<u>41.4</u> 8.7	<u>21.8</u> 4.6	19.5 4.1	14.9 3.1	2.3 0.5	(19)
<u>26.3</u> 1.2	<u>24.1</u> 5.1	21.8 4.6	16.1 3.4	14.9 3.1	(20)

%42.6      %40.2

% 29.9

.%23.3

(79)

					/
% 1	% 2	% 3	% 4	% 5	
<u>18.1</u> 6.7	<u>28.4</u> 10.6	21.9 8.2	18.7 7.0	12.9 4.8	(1)
<u>36.1</u> 13.5	<u>28.4</u> 10.6	12.9 4.8	16.8 6.3	5.8 2.2	(2)
<u>25.2</u> 9.4	<u>36.8</u> 13.7	13.5 5.1	15.5 5.8	9.0 3.4	(3)

<u>27.7</u> 10.4	<u>19.4</u> 7.2	23.2 8.7	21.9 8.2	7.7 2.9	(4)
<u>10.3</u> 3.9	<u>20.0</u> 7.5	18.7 7.0	<u>29.7</u> 11.1	<u>21.3</u> 8.0	(5)
<u>21.9</u> 8.2	<u>28.4</u> 10.6	20.0 7.5	21.9 8.2	7.7 2.9	(6)
<u>23.9</u> 8.9	<u>34.8</u> 13.0	14.8 5.5	17.4 6.5	9.0 3.4	(7)
<u>25.2</u> 9.4	<u>31.6</u> 11.8	18.7 7.0	14.8 5.5	9.7 3.6	(8)
<u>28.4</u> 10.6	<u>17.4</u> 6.5	20.0 7.5	15.5 5.8	18.7 7.0	(9)
<u>28.4</u> 10.6	<u>21.3</u> 8.0	<u>25.8</u> 9.6	16.1 6.0	8.4 3.1	(10)
<u>23.2</u> 8.7	<u>29.0</u> 10.8	<u>24.5</u> 9.2	18.1 6.7	5.2 1.9	(11)
<u>27.1</u> 10.1	<u>18.7</u> 7.0	19.4 7.2	17.4 6.5	17.4 6.5	(12)
<u>27.7</u> 10.4	<u>29.7</u> 11.1	<u>23.2</u> 8.7	12.3 4.6	7.1 2.7	(13)
<u>34.2</u> 12.8	<u>27.1</u> 10.1	10.3 3.9	14.8 5.5	13.5 5.1	(14)
<u>30.3</u> 11.3	<u>23.9</u> 8.9	19.4 7.2	12.3 4.6	14.2 5.3	(15)
<u>22.6</u> 8.4	<u>30.3</u> 11.3	19.4 7.2	13.5 5.1	14.2 5.3	(16)
<u>22.6</u> 8.4	<u>27.7</u> 10.4	<u>25.2</u> 9.4	16.1 6.0	8.4 3.1	(17)
<u>34.2</u> 12.3	<u>22.6</u> 8.4	<u>24.5</u> 9.2	13.5 5.1	5.2 1.9	(18)
<u>36.8</u> 13.7	<u>21.9</u> 8.2	21.9 8.2	12.9 4.8	6.5 2.4	(19)
<u>26.5</u> 9.9	<u>20.6</u> 7.7	16.8 6.3	20.0 7.5	16.1 6.0	(20)

%30.0 %50.0

%25.8

.%10.3

(80)

% 1	% 2	% 3	% 4	% 5	
<u>18.8</u> 7.0	<u>29.2</u> 10.8	14.9 5.5	25.3 9.4	11.7 4.3	(1)
<u>34.4</u> 12.8	<u>26.6</u> 9.9	15.6 5.8	17.5 6.5	5.8 2.2	(2)
<u>23.4</u> 8.7	<u>31.2</u> 11.6	15.6 5.8	21.4 8.0	8.4 3.1	(3)
<u>33.8</u> 12.5	<u>16.9</u> 6.3	20.8 7.7	18.2 6.7	10.4 3.9	(4)
<u>19.5</u> 7.2	<u>21.4</u> 8.0	21.4 8.0	26.0 9.6	11.7 4.3	(5)
<u>28.6</u> 10.6	<u>29.2</u> 10.8	19.5 7.2	20.1 7.5	2.6 1.0	(6)
<u>27.9</u> 10.4	<u>34.4</u> 12.8	11.7 4.3	19.5 7.2	6.5 2.4	(7)
<u>35.1</u> 13.0	<u>27.3</u> 10.1	12.3 4.6	17.5 6.5	7.8 3.6	(8)
<u>24.0</u> 8.9	<u>18.8</u> 7.0	<u>27.3</u> 10.1	18.8 7.0	11.0 4.1	(9)
<u>27.9</u> 10.4	<u>20.8</u> 7.7	<u>29.2</u> 10.6	13.6 5.1	8.4 3.1	(10)
<u>27.3</u> 10.1	<u>30.5</u> 11.3	20.8 7.7	13.6 5.1	7.8 2.9	(11)
<u>27.9</u> 10.4	<u>20.8</u> 7.7	20.8 7.7	17.5 6.5	13.0 4.8	(12)
<u>22.1</u> 8.2	<u>29.2</u> 10.8	18.8 7.0	13.5 7.2	10.4 3.9	(13)
<u>26.6</u> 9.9	<u>21.4</u> 8.0	16.9 6.3	15.6 5.8	19.5 7.2	(14)
<u>26.0</u> 9.6	<u>27.9</u> 10.4	16.9 6.3	15.6 5.8	13.6 5.1	(15)
<u>25.3</u> 9.4	<u>33.1</u> 12.3	20.1 7.5	14.9 5.5	6.5 2.4	(16)
<u>29.2</u> 10.8	<u>26.0</u> 9.6	22.7 8.4	13.0 4.8	9.1 3.4	(17)
<u>33.1</u> 12.3	<u>29.9</u> 11.1	17.5 6.5	12.3 4.6	7.1 2.7	(18)
<u>35.7</u> 13.3	<u>26.6</u> 9.9	17.5 6.5	13.0 4.8	7.1 2.7	(19)

:

---

<u>25.3</u> 9.4	<u>22.1</u> 8.2	15.6 5.6	22.7 8.4	14.3 5.3	(20)
--------------------	--------------------	-------------	-------------	-------------	------

(%37.7)

.(%40.9)

·( 19)

(81)

						ÔÔ
100	415	<u>65.1</u>	270	34.9	145	(16 · 13 · 12 · 9 · 7 · 5 · 4 · 1)
100	415	<u>68.7</u>	285	31.3	130	(20 · 19 · 18 · 17 · 15 · 10 · 6 · 2)
100	415	<u>57.8</u>	240	42.2	175	(14 · 8)
100	415	<u>59.3</u>	246	40.7	169	(11 · 3)

%34.9      %65.1

%31.3

%68.7

:

%42.2

.%57.8

%59.3

%40.7

(82)

		٥٥٥٥٥٥				٥٥٥٥
48.2	200	<u>71.0</u>	142	29.0	58	
51.8	215	<u>59.5</u>	128	40.5	87	
100	415	<u>65.1</u>	270	34.9	145	
48.2	200	<u>70.5</u>	141	29.5	59	
51.8	215	<u>67.0</u>	144	33.0	71	
100	415	<u>68.7</u>	285	31.3	130	
48.2	200	<u>62.0</u>	122	38.0	76	
51.8	215	<u>54.0</u>	116	46.0	99	
100	415	<u>57.8</u>	240	42.2	175	
48.2	200	<u>61.0</u>	122	39.0	78	
51.8	215	<u>57.7</u>	124	42.3	91	
100	415	<u>59.3</u>	246	40.7	169	

%61.0

%62.0

%70.5

%70.5

:

%59.5 :

.%57.7 %54.0 %67.0



:

---

ä

(83)

100	225	<u>63.6</u>	143	36.4	82	24-19
100	190	<u>66.8</u>	127	33.2	63	29-25
100	415	<u>65.1</u>	270	34.9	145	
100	225	<u>67.0</u>	151	32.9	74	24-19
100	190	<u>70.5</u>	134	29.5	56	29-25
100	415	<u>68.7</u>	285	31.3	130	
100	225	<u>52.9</u>	119	47.1	106	24-19
100	190	<u>63.7</u>	121	36.3	69	29-25
100	415	<u>57.8</u>	240	42.2	175	
100	225	<u>60.0</u>	135	40.0	90	24-19
100	190	<u>58.4</u>	111	41.6	79	29-25
100	415	<u>59.3</u>	246	40.7	169	

: ( 24-19)

%52.9

%67.0

%63.6

:

---

.%63.7 %70.5 %66.8 :( 29-25)  
% 58.4 % 60.0

( 24-19)

( 29-25)

:

(84)

						/
100	106	<u>63.2</u>	67	36.8	39	
100	155	<u>65.8</u>	102	34.2	53	
100	154	<u>65.6</u>	101	34.4	53	
100	106	<u>67.0</u>	71	33.0	35	
100	155	<u>70.3</u>	109	29.7	46	
100	154	<u>68.2</u>	105	31.8	49	
100	106	<u>53.8</u>	57	46.2	49	
100	155	<u>60.6</u>	94	39.4	61	
100	154	<u>57.8</u>	89	42.2	65	
100	106	<u>57.5</u>	61	42.5	45	
100	155	<u>60.0</u>	93	40.0	62	
100	154	<u>59.7</u>	92	40.3	62	

%63.2

. %65.6 % 65.8 :

%67.0 Ô

%70.3

:

.%68.2

%57.8

·%46.2

%53.8

·% 42.2

· .%39.4

%60.6

ä

%60.0

%57.5

%59.7

·%40.3

%40.0

%42.5 :

ÔÔ

ÔÔÔÔ

(85)

						/
100	394	<u>64.7</u>	255	35.3	139	394 = :
100	334	<u>64.7</u>	216	35.3	118	334 = :
100	321	<u>65.3</u>	209	34.7	111	320 = :
100	218	<u>62.8</u>	137	37.2	81	218 = :
100	394	<u>68.0</u>	268	32.0	126	394 = :
100	334	<u>67.1</u>	224	32.9	110	334 = :
100	321	<u>70.6</u>	226	29.4	94	321 = :
100	218	<u>65.6</u>	143	34.4	75	218 = :
100	394	<u>57.6</u>	227	42.4	167	394 = :
100	334	<u>58.7</u>	196	41.3	138	334 = :
100	321	<u>59.4</u>	190	40.6	130	320 = :
100	218	<u>56.4</u>	123	43.6	95	218 = :
100	394	<u>59.1</u>	233	40.9	161	394 = :
100	334	<u>59.0</u>	197	41.0	137	334 = :
100	321	<u>60.6</u>	194	39.4	126	320 = :
100	218	<u>59.2</u>	129	40.8	89	218 = :

:

:

.%62.8      %65.3      %64.7      %64.7

.%37.2    %34.7    %35.3    %35.3 :

%70.0

%67.1

%68.0

:

.%65.6

%59.4

%58.7

%57.6

:

.%56.4

.%40.0

%60.6

%59.0

%59.1

.%59.2

ä



:

(1)

" Heaven.1984

(2) "

( - )

" : (206. ) ÔÔÔÔÔÔ

(259. ·2005 · )

... " : .

"

(508 . . )

" . .

"

"

"

. %44.6

ä



%42.2

.%57.8



• •

•

-

•

•

•

•

•

-

•

• •

•

-

•

•

•

-

•

ä

•

•

•

•

• ( 24-19)

• ä

-

•

( 29-25)

- 
- 1- Patrick HEAVEN (1992): “ Human Values..” op.cit
  - 2- Geneviève JACQUINOT (2002) : Les Relations des Jeunes avec les Médias, in Geneviève JACQUINOT (sous la direction), Les Jeunes et Les Médias : Perspectives de la Recherche dans le Monde, Paris, L’Harmattan, p.19













---

ä

ä

á á


3.898

3.705

.3.354

.%44.6

ä



.%57.8

%42.2

-

-

-

ä

-

( 24-19)

-

( 29-25)





---

( - )

( )

á

ä





.1973 ·	·	·	·	·	-20
·	·	·	:	·	-21
				.1980 .2. ·	
.1985.1 .	·	·	·	·	-22
		.1990 ·	·	·	-23
·	·	·	·	·	-24
				.1978 ·	
·	·	·	·	·	-25
				.1981 ·1. ·	
		.1981 ·	·	.2. ·	-26
.1985 ·	·	·	·	·	-27
.2005 ·	·	·	·	-	-28
.2004 ·18	·	·	·	·	-01
		:	·	·	-02
		.2005 /	.19	-- -	
·	:	·«	-	» ·	-03
			.1992 ·	·	
/	·295	·26	·	:	-04
				.2003	
·	·	:	·	·	-05
			.1994 /	·183 ·16 ·	
·	·	:	·	·	-06
				.1988	·2
·	·	:	·	·	-07
				.1988	·2

9	:	-08
12 11	« »	-09
	.1995	-
	:	-10
	.2005 / 19.	
		-01
	.2004-2003	
	:	-02
-2000		.2001
		-03
	.2000	
	-	-04
	.2003-2002	
	" "	-05
		.2003-2002
		-06
	.2001	
	:	-07
-2001		
		.2002
		-08
	.2002-2001	



.	.	.	-09
.	.2005-2004	.	.
.	-	.	-10
.	.2003-2002	.	.
.	.	.	-01
.	.2004	.	.
.	.	.	-01
.	2004	.	.

## References

1. ABERCROMBIE Nicholas et AL (1984): The Penguin Dictionary of Sociology, London, Penguin Books.
2. ALLPORT Gordon (1954): The Nature of Prejudice: CAMBRIDGE: Addison-Wesley.
3. AMIN S. (1974): Accumulation On a World Scale: A Critique of the Theory of Underdevelopment and Dependency, 2Vols, N.Y, Monthly Review Press.
4. ANDERSON J. (1980): Cognitive Psychology and its Implications, SAN FRANCISCO: Freeman.
5. ASHBY J. et AL (1980): "Alternative Strategies in the Economic Analysis of Information/Education.
6. AZZI Abderrahmane (2005) "Developmental Communication Typology Revisited: Modernization 'Tout Azimut', Revue Algérienne de Communication, No. 19 Juin.
7. BALLE F. (1978) : Forms of Social Communication: an attempt at typology, IAMCR, Conference Papers, Leicester University..
8. BARGHOUTI S. (1974): " The Role of Communication in Jordan's Rural Development", Journalism Quarterly, 51.
9. BECKER L. , McCOMBS M. and McLEOD J. (1975): "The Development of Political Cognition", in S. CHAFFEE(ed.) Political Communication: Issues and Strategies for Research. BEVERLY HILLS, CA: Sage.
10. BECKER Lee and McCOMBS Maxwell ( 1978): "The Role of the Press in Determining Voter Reactions to Presidential Primaries", in Human Communication Research, 4.summer.
11. BELTRAN Luis (1976) : " Alien Premises, Objects and Methods in Latin American communication research", Communication Research, Vol 3.No.2,
12. BERRY C. , GUNTER B and CLIFFORD B. (1982): "Research on Television News", Bulletin of the British Psychological Society, 35.
13. BILTON Tony et AL (1981): Introductory Sociology, London, Macmillan.
14. BOYD-BARETT Oliver (1982) : "Cultural Dependency and Mass Media", in M. GUREVITCH et al (eds), Culture, Society and The Media, London ,Methuen.
15. BRAITHWAITE Valerie (1998): "The Value Orientations Underlying Liberalism-Conservatism", Personality and Individual Differences, Vol.2, No.4
16. BRAITHWAITE Valerie and H G. LAW(1985): "Structure of Human Values: Testing the Inadequacy of the Rockeach Value Survey of personality and Social Psychology", 49. 25.
17. CARTER Aidan F. (1974): "Neo-Marxist Approches to Developement and Underdevelopmrnt", in E. De KADT and G. WILLIAMS (eds), Sociology and Development, London, Tavistock Publication.
18. CHALKLEY Alan (1970) : "A Manual of Development Journalism", cited in Mohammed KIRAT(1990): " Development in Saudi Arabia: A Content Analysis of "EL-JAZIRA", Revue Algérienne de Communication, No.4.
19. CHO Jaeho et AL (2003): "Beyond Access:The Digital Divide and Internet Uses and Gratifications", IT & Society, Vol.1,Issue.4,spring.
20. COHEN Bernard (1963): The Press and Foreign policy, PRINCETON: Princeton University press. CORNER John, (1996): "Reappraising Reception: Aims, Concepts and Methods", in James CURRAN and Micheal GUREVITCH (eds) (1996): Mass Media and Society, 2ed Edition, London, Arnold.
21. CURRAN James (2002): Media and Power, London, Routledge.
22. CURRAN James (1990): "The New Revisionism in mass Communication Research: A Reappraisal", European Journal of Communication, 5 (2-3).

23. CURRAN James, GUREVITCH Micheal and WOLLACOTT Janet (1982): "The Study of The Media: Theoretical Approaches" in Micheal GUREVITCH et al (eds) Culture, Society and The Media, London ,Methuen.
24. DAVIS Dennis K. and RBINSON John P. "The Social Role of Television News," in John ROBINSON and Mark LEVY (1988 ):The Main Source: Learning from Television News, London: Sage.
25. DOS SANTOS T. (1973): "The Crisis of Development Theory and the Problem of Dependence in Latin America", in H.BERNSTEIN (ed) Underdevelopment and Development, London, Penguin Books.
26. EINSENSTADT S.N. (1978) : The Changing Vision of Modernization and Development, in W.SCHRAMM and Daniel LERNER(eds), Communication and Change: The Last Ten Years – and the Next, Honolulu, The university Press of Hawaii.
27. El-Mazidi L. Moussa and IsmailA. Ibrahim (1998): "The Educational and Scial Effects of the Intrenet on Kuwait University Students", Paper presented at rhe Conference on the Information Superhighway,Safat, Kuwait, 3.March, cited in Deborah Wheeler (2001): "The Internet and Public Culture in Kuwait". GAZETTE, Vol. 63 (2-3)
28. EMMANUEL A. (1972): Unequal Exchange: A Study of The Imperialism of Trade, N.Y, Monthly Review Press.
29. EMMERS-SOMMER Tara M. and ALLEN Mike (1999): "Surveying the Effects of Media Effects: A Meta Analytic-Summary of the Media Effects Research", in Human Communication Research, Vol.25.No.4 June
30. ENTMAN Robert (1993),"Framing: Toward Clarification of Fractured Paradigm", Journal of Communication, 43,autumn.
31. FEARING Frankling, ' Influence of the Movies on Attitudes and Behaviour' in Denis McQUAIL(ed)(1968): Towards a Sociology of Mass Communication, London, Macmillan.
32. FESTINGER Leon (1957): A Theory of Cognitive Dissonance, Stanford: Stanford University Press.
33. FESTINGER Leon and CARLSMITH J.M. (1959): "Cognitive Consequences of Forced Compliance", Journal of Abnormal Social Psychology, 58.
34. FINDHAL O. and HÖIJER B. (1980): "Studies of News from the Perspective of Human Comprehension", in C. WILHOIT and H. de BOCK(eds.) Mass Communication Review Yearbook, Vol. 2. BEVERLY HILLS CA: Sage.
35. FIRTH R. (1951): The Elements of Social Organisation, London, W.Watts, FRANK A.G. (1967): Capitalism and undvelopment in Latin America, N.Y, Monthly Review Press.
36. FURNHAM . A (1984): " Personality and Values", Pesonality, Individual , Differences, Vol.5, pp.483-485
37. GERBNER George (1980): "The Mainstream of America: Violence Profile No.11, Journal of Communication,30, Summer.
38. GERBNER George et AL (1994), "Growing Up With Television: The Cultivation Perspective" in J. BRYANT and D. ZILLMANN(ed): Media Effects: Advances in Theory and Research, Hillsdale, N.J: Lawrence Erlbaum Associates.
39. GERBNER George and GROSS Larry (1979): " Living with Television: The Violence Profile", Journal of Communication, 26, Spring..
40. GOLDING Peter (1974) : "Media Role in National Development : Critique of a Theoretical Orthodoxy", Journal of communication, 24 (3).
41. GOLING P. and ELLIOT P. (1979) : Making The News, London, Longman.
42. GOODENOUGH Ward H. : "Comment on Cultural Evolution", Dardalus. 90.
43. HEAVEN Patrick (1992): "Human Values and Personality Dimensions: A Test of Social Values Inventory", Pesonality, Individual , Differences, Vol. 15, No.3, pp.307-312
44. HAGEN E.E. (1962): On The Theory of Social Change- How EconomyGrowth Begins, Homewood, Dorsey Press.

45. HALL Stuart (1977): "Culture, the media and Ideological Effects", in James CURRAN et al (1977): Mass Communication and Society, London, Arnold. HARTMANN Paul (1980) : " Third World Communication Research: an underdeveloped art," University of Leicester, Mass Communication Research Center Documents.
46. HEBDRO Goran (1982): Communication and Social Change in Developing Nations, Ames,Iowa State University Press.
47. HOGBEN Mathew (1998): "Factors moderating the effect of televised aggression on viewer behavior", Communication research, Vol.25, No.2. HOSELITZ B. (1960) : Sociological Aspects of Economic Growth, N. Y, Free Press.
48. KATZ Elihu and LAZARFELD Paul (1955): Personal Influence, The role played by people in the flow of mass communication, Glenco ,Free Press, in n.
49. KATZ E. and WEDELL G.(1977) :Broadcasting in the Third World, London, Macmillan.
50. KAZAN E. Fayad (1999): Mass Media, and Development:Arab states of the Gulf, Washington: development Resources Institute.
51. KLAPPER Joseph (1960): The Effects Of Mass Communication, Glenco, Free Press.
52. KLUCKHOHN I.Clyde (1961): "Values and Value Orientations in the Theory of Action: An Exploration in Definition and Clarification" in Talcott Parsons and E. A. Shils (eds.) Toward a General Theory of Action, Cambridge: Harvard University Press.
53. KOLB William (1957): "The Changing Prominence of Values" in Howard Becker and Alan Boskoff (eds.). Modern Sociological Theory, New York: Holt, Rinehart and Winston.
54. LANG Engels G. and LANG Kurt ( 1981): "Watergate: An Exploration of the Agenda Building Process", in Cleeland WILHOIT and Harold de BOCK(eds), Mass Communication Review Yearbook, Vol.2.Newbury Park: Sage.
55. LANDES J. R. (1967): "Moral Value Structures of Laborers and Penitentiary Inmates: A Research Note", Social Forces, Vol.46 (December).
56. LERNER Daniel (1985) : The Passing of Traditional Society : Modernizing The Middle East, N.Y. The Free press.
57. LEWIS Justin (1986):"Decoding Television News" in John CORNER, (1996): Television Times, London, Eduard Arnold.
58. LIVINGSTONE Sonia (2003): "Children's Use of the Internet: Reflections on the emerging research agenda", New Media and Society, Vol.5 (2).
59. LONG Norman (1977): An Introduction to The Sociology of Rural Development, London, Tavistock Publication.
60. LOWERY Shearon and FLEUR Melvin (1983): Milestones in Mass Communication: media effects, London ,Longman.
61. MAVRO E. (1984): " Mraxism" Versus Dependency Theory: on the futility of a debate, Occasional Papers, No.17.The niversity of Leeds.
62. McCLELLAND D. (1961): The Achiving Society, Princeton, Van Nostrand.
63. McLLWRAITH Robert D. (1998): "I", addicted to tv": the personality, imagination, and tv watching patterns of self-identified addict", Journal of Broadcasting and Electronic Media, Summer, Vol.42, No.3.
64. McLLWRAITH Robert D. (1998): "I", addicted to tv": the personality, imagination, and tv watching patterns of self-identified addict", Journal of Broadcasting and Electronic Media, Summer, Vol.42, No.3.
65. McCOMBS Maxwell E. and SHAW Donald (1972): "The Agenda-Setting Function of the Press", Publique Opinion Quarterly, 36.
66. M.McCOMBS Maxwell et al(1997) "Candidates Image in Spanish Elections: Second Level Agenda Setting Effects", Journal of Mass Communication Quarterly, Vol.4. winter.
67. McCOMBS Maxwell E. and SHAW Donald (1976): "Structuring the 'Unseen' Environment", Journal of Communication, spring.

67. McIVER R.M. and PAGE C.H. (1974): *Society: An Introduction Analysis*, London, Macmillan.
68. McGUIRE W. (1973), 'Persuasion, resistance and attitude changes' in Judith LAZAR (1991): *Sociologie de la Communication de Masse*, Paris: Armand Collin
69. McCRON Robin (1976): "Changing Perspectives in the Study of Mass Media and Socialisation", in James HALLORAN (ed), *International Association for Mass Communication Research*, University of Leicester(GB).
70. McQUAIL Denis (1976): *Towards a Sociology of Mass Communication*, London, Macmillan.
71. MORLEY David (1980): *The Nationwide Audience*, London, British Film Institute.
72. MORLEY David (1986): *Family Television: Cultural Power and Domestique Leisure*, London, Routledge.
73. MORLEY David (1989) : *Changing Paradigms In Audience Studies*, in E. STEITER et al (eds): *Remote Control*, London, Routledge. MUNTUN Micheal et AL (1979): "Developing Practical Procedures for the Measurement of personal Values in Cross Cultural Marketing", *Journal of Marketing Research*, Vol.16,No.1.
74. MORTON D. (1973): *The Resolution of Conflict*, London, York University Press.
75. Murdoch Graham and Golding Peter (1979): "Capitalism, Communication and Social Relations", in James Curran et al (eds)(1977): *Mass Communication and Society*, London :Open University.
76. NEISSER U. (1976): *Cognition and Reality: Principles and Implications of Psychology*, SAN FRANCISCO: Freeman.
77. UNESCO (1961) : *Mass Media in Developing Countries*, A Unesco Report to the UNITED NATIONS. Paris. UNESCO,.
78. NISBETT R. and ROSS L. (1980): *Human Inference: Strategies and Shortcomings of Social Judgement*, N.J: Englewood Cliffs Printice- Hall.
79. Noëlle-Neumann Elizabeth(1974): "The Spiral of Silence: A Theory of Public Opinion", in *Journal of Communication*, 24, 43.
80. NORDENSTRENG K. and VARIS Tapio (1974): UNESCO REPORT N°. 70.
81. OLIVER Pamela F. and MARWELL Gerald (2001): "Whatever Happened to Critical Mass Theory?" A Retrospective and Assessment", *Social Theory*, Vol.19, No.3.
82. ORTONY A. (1978) "Remembering, Understanding and Representation." *Cognitive Science*, 2.
83. PARASHAR Sapna et al (2004): "Perception of Values: A Study of Future Professionals", *Journal of Human Values*, 10:2.
84. PATTERSON Thomas E. (1980): *The Mass Media Election*, New York: Preager.
85. PHILIPS A. (1978): "The Concept of Development", *Review of African Political Economy*, January-April. N°. 8.
86. POLSBY Nelson and WILDAVSKY Aaron (1988) : *Presidential Elections: Contemporary Strategies of American Electoral Politics*,7th ed. N.Y: The Free Press,
87. MILLER Mark and SAGER Julie and RIECHERT Bonnie (1998) : "Framing the Candidates in Presidential Primaries: Issues and Images in Press Releases and News Coverage", *Journal of Mass Communication Quarterly*, Vol.75,No.2, summer
88. ROGERS E. (1976) : "Where Are We in Understanding the Diffusion of innovations?", in W. SCHRAMM and D. LERNER(eds), *Communication and Change: the last twenty years and next*, Honolulu, The University Press Of Hawaii.
89. PYE Lucien (1963): *Communication and Political Development* , princeton, N.J, Princeton University press.
90. RAHIM S. (1978) : "Diffusion Research- Past, Present and Future", RESEARCH – PAST, PRESENT, AND FUTURE in W. SCHRAMM and D. LERNER (eds), *Communication and Change: the last twenty years and next*, Honolulu, The University Press Of Hawaii

91. ROGERS Everett and SEVENNING L. (1969) : Modernization Among Peasants: The Impact of Communication, N.Y, Rine heart and Winston.
92. ROSTOW W.W. (1960) : The Stages of Economic Growth: A Non- Communist Manifesto,London, Cambridge Univrsity press.
93. ROGERS E. (1976) : “Where Are We in Understanding the Diffusion of innovations?”, in W. SCHRAMM and D. LERNER(eds), Communication and Change: the last twenty years and next, Honolulu, The University Press Of Hawaii.
94. ROGERS E. (1962) :The Diffusion of Innovations, Glencoe, Illinois UniversityFree Press
95. ROGERS Everett and SEVENNING L. (1969) : Modernization Among Peasants: The Impact of Communication, N.Y, Rine heart and Winston.
96. ROKEACH Milton (1969): “Role of Values in public Opinion Research”, Public Opinion Quarterly, Vol. 32 .Winter.
97. ROXBOROUGH Ian (1979): Theories of Underdevelopment, London, The Macmillan Press Limited.
98. SCHARTZ S H. (1992): “Universals in the Content and Structure of Values: Theoretical Advances and Empirical Tests in 20 countries”, Advances in Experimental Social Psychology, 25.
99. SCHRAMM Wilbur (1964): Mass Media and National Development, Paris, UNESCO.
100. SEMETKO Holli A., BRZINSKI Joanne Bay, WEAVER David and WILLNAT Lars (1992): ‘ TV News and U.S. Public Opinion About Foreign Countries: The Impact of Exposure and Attention’, International Journal of Public Opinion Research Vol.4 No.1.
101. SHILLER H. (1976) : Communication and Cultural Domination, N.Y,White Plains.
102. SHILLER H. (1979) : “Transnational Media and National Development”, in K.NORDENSTRENG and SHILLER (eds), National Sovereignty and International Communication, N.J, Norwood Alex.
103. TANKARD James et al, “ Media Frames: Approaches to Conceptualization and Measurement”,( paper presented at the annual meeting of AEJMC,BOSTON,1991),3.
104. TUCHMAN Gaey (1978): Making the News: A Case Study in the Construction of Reality, NEW YORK: Free Press.
105. TURNER Ralph H. (1961 ) : “Value Conflict in Social Disorganization”, in Seymour M. Lipset and Neil J. Smelser (eds.), Sociology: The Progress of a Decade, Englewood Cliffs, Prentice-Hall, Inc.
106. UNESCO (1981) : Cultural development– Some Regional Experience, Paris, UNESCO The Press.
107. VAN DIJK T. (1983): “Discourse Analysis: Its Development and Application to the Structure of News”, Journal of Communication, 33.
108. WALLERSTEIN Harvey (1979): The Penguin Dictionary of Psychology, London, Penguin Books.
109. WALLERSTEIN I. (1974): The Modern World System, N.Y, Academic Press.
110. WEAVER David (1991) : “Issue Salience and Public Opinion: Are There Consequences of Agenda-Setting?”, International Journal of Public Opinion Research, Vol.3 No.1.
111. WELLS Allen (1972) : Picture Tube Imperialism: The Impact of tv on Latin America, N.Y,Orbit books.
112. WHITE David W. (1950): “The “Gatekeepers”: a case study in the selection of news”, Journalism Quarterly, 27. .
113. WILLNAT Lars et al (1997): “Foreign Media Exposure and Perceptions of Americans in Hong Kong, Shen Zhen and Singapore”, Journal of Mass Communication Quarterly, Vol.74.No.4,winter.
114. WOODALL Gill (1988):“Information-Processing Theory and Television News” in: John ROBINSON & Mark LEVY, The Main Source: Learning from Television News, London: Sage.
115. WOODS Clyde (1975) : Culture Change. London, Brown Company Publishers.

## Références en Français

1. ATTALLAH Paul (1991) : Théories de Communication : sens, sujets, savoirs, Sillery, Québec, Presse de L'Université du Québec.
2. BRIGMAN Dorine et MISSIKA Jean Louis (1986) Drole de Défaite de la Gauche, Paris : Presse Universitaire de France.
3. BRIGMAN Dorine (1968) Fonction d'Agenda Setting une Problématique en Devenir, Hermes, No. 4.
4. CHARLIER Philippe et PIROTON Gérard (1995): Communication et Formation: vers un dépassement des modèles de la transmission et du traitement de l'information", Recherches en Communication, n° 4.
5. COPFERMANN Emile (1972): Problèmes de la Jeunesse, Paris, Ed. Maspero.
6. LAZAR Judith (1991): Sociologie de la Communication de Masse, Paris : Armand Collin.
7. Geneviève JACQUINOT (2002) : Les Relations des Jeunes avec les Médias, in Geneviève JACQUINOT (sous la direction), Les Jeunes et Les Médias : Perspectives de la Recherche dans le Monde, Paris, L'Harmattan.

## Rapports

Rapport Sénat Français(2004): La Lecture de la Presse chez les Jeunes : une priorité encore ignorée. Source : [www.senat.fr/rap/a03-074-12/a03-074-125.html-23k-](http://www.senat.fr/rap/a03-074-12/a03-074-125.html-23k-) (25. 04. 2005)

ôô    ôô  
ô

·«.    :    :    »  
·  
·  
/

·  
[√]    /    ■  
·    /    ■  
·    /    ä    ■







$$\begin{array}{r}
 \square - \square \\
 \square - \square \\
 \square - \square \\
 \square - \square \\
 \dots : ( \quad ) \\
 : \\
 -12
 \end{array}$$

$$\begin{array}{r}
 \square \quad .3 \square \quad .2 \square \quad .1 : \\
 \square \quad .3 \square \quad .2 \square \quad .1 : \\
 \square \quad .3 \square \quad .2 \square \quad .1 : \\
 : \\
 -13
 \end{array}$$

$$\begin{array}{r}
 \square \quad .5 \square \quad .4 \square \quad .3 \square \quad .2 \square \quad .1 \\
 : \\
 \square \quad .5 \square \quad .4 \square \quad .3 \square \quad .2 \square \quad .1 \\
 : \\
 \square \quad .5 \square \quad .4 \square \quad .3 \square \quad .2 \square \quad .1 \\
 : \\
 -14
 \end{array}$$

$$\begin{array}{r}
 \square \quad .3 \square \quad .2 \square \quad .1 : \\
 \square \quad .3 \square \quad .2 \square \quad .1 : \\
 \square \quad .3 \square \quad .2 \square \quad .1 : \\
 : \\
 \square \quad .2 \quad \square \quad .1 \quad 1 \\
 : \cdot \\
 : \\
 -16
 \end{array}$$

$$\begin{array}{r}
 \square \quad .3 \quad \square \quad .2 \square \quad .1 : \\
 \square \quad .3 \square \quad .2 \square \quad .1 : \\
 \square \quad .3 \square \quad .2 \quad \square \quad .1 : ( \quad ) \\
 : \\
 -17
 \end{array}$$

2 . 1 . ( .. )



□ ( ) - □ - □ - □ - □ - □ - □  
 □ - □ - □ - □ - □ - □ - □  
 ..... :( ) -

( )

---

□ .2 □ .1 <sup>1</sup>Internet -21

: . -

1 -22

□ .3 □ (cyber café) .2 □ .1

□ .5 □ .4

1 -23

□ .4 □ .3 □ .2 □ .1

: -24

□ - □ - □ - □ - □ - □ - □

..... :( ) - □ - □ - □ - □ - □ - □ - □

.( )

1	2	3	4	5	
.....	.....	.....	.....	.....	1
					2
					3
					4
					5
					6
					7
					8
					9
					10
					11
					12
					13
					14
					15
					16
					17
					18

1 ( )

1	2	3	4	5		
.....	.....	.....	.....	.....		1
						2
						3
					piston :	4
					:	5
						6
						7
						8
						9
						10
						11
						12
						13
						14
						15
						16
						17
						18
						19
						20

:

.2  .1 : -1

.....: ä / · 29 19 : -2

.3  .2  .1 : -3

.4  .3  .2  .1 : -4

.2  .1 : -5

.3  .2  .1 : -6

.4  .3  .2  .1 : -7

.5

10.000 5001 -2  5000 -1 . : -8

21.000-15.001 -4  15.000 10.001 -3

21.000 .5